



**NEC's 1310 nm InGaAsP MQW FP  
LASER DIODE IN CAN PACKAGE  
FOR FTTH PON APPLICATIONS**

**NX5315 SERIES**

**FEATURES**

- **OPTICAL OUTPUT POWER:**  
 $P_o = 13.0 \text{ mW}$
- **LOW THRESHOLD CURRENT :**  
 $I_{th} = 6 \text{ mA}$
- **DIFFERENTIAL EFFICIENCY:**  
 $\eta_d = 0.5 \text{ W/A}$
- **WIDE OPERATING TEMPERATURE RANGE:**  
 $T_c = -40 \text{ to } +85^\circ\text{C}$
- **InGaAs MONITOR PIN-PD**
- **CAN PACKAGE:**  
 $\phi 5.6 \text{ mm}$
- **FOCAL POINT:**  
 $6.35 \text{ mm}$



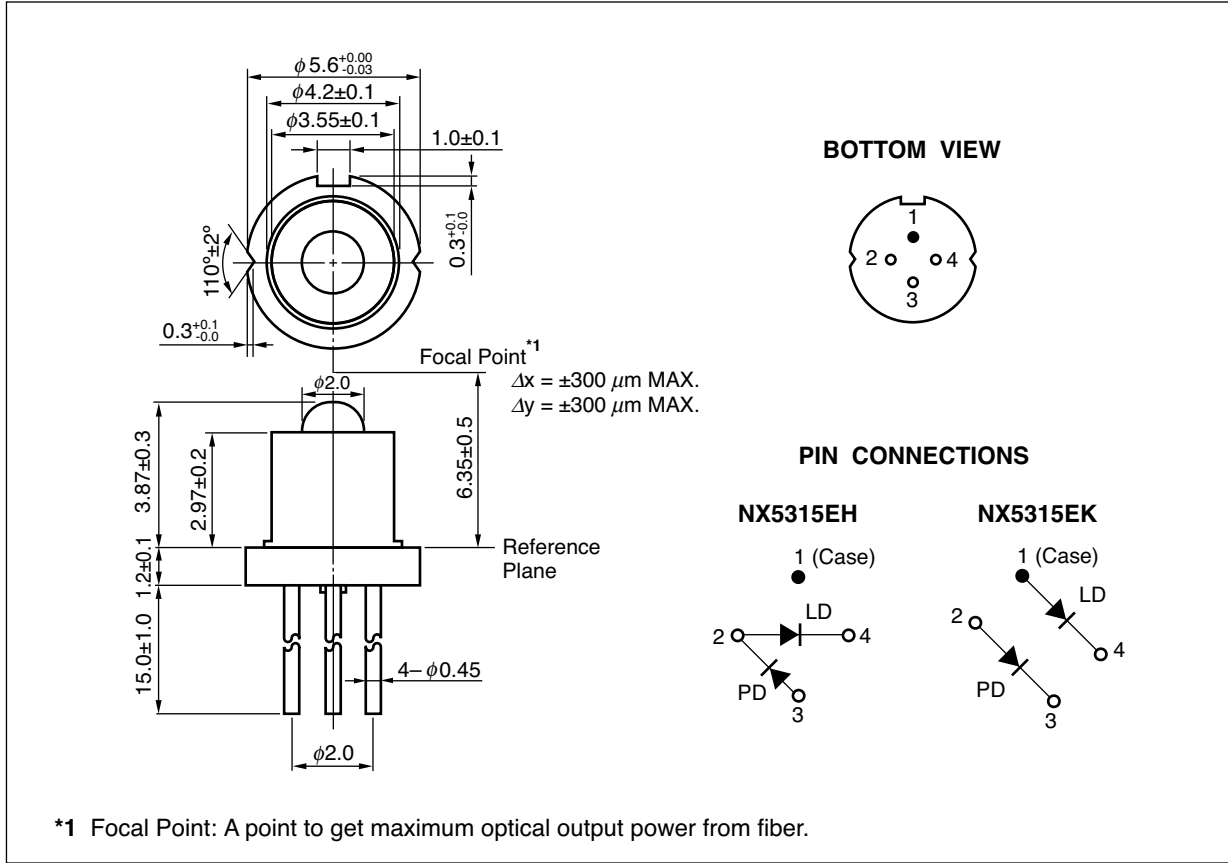
**APPLICATIONS**

- **FTTH PON (B-PON, G-PON, GE-PON 10 Km) system**

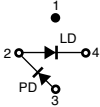

**DESCRIPTION**

NEC's NX5315 Series is a 1310 nm Multiple Quantum Well (MQW) structured Fabry-Perot (FP) laser diode with InGaAs monitor PIN-PD. These devices are designed for application up to 1.25 Gb/s.

**PACKAGE DIMENSIONS** (Units in mm)



**ORDERING INFORMATION**

PART NUMBER	PACKAGE	PIN CONNECTIONS
NX5315EH-AZ*	4-pin CAN with ball lens cap	
NX5315EK-AZ*		

**Remarks 1.** The color of ball lens cap might be observed differently from our can package products.

**\*NOTE:** 2. The hermetic test will be performed as AQL 1.0%.

Please refer to the last page of this data sheet, "Compliance with EU Directives" for Pb-Free RoHS Compliance Information.

**ABSOLUTE MAXIMUM RATINGS**

PARAMETER	SYMBOL	RATINGS	UNIT
Optical Output Power	$P_o$	20	mW
Forward Current of LD	$I_F$	150	mA
Reverse Voltage of LD	$V_R$	2.0	V
Forward Current of PD	$I_F$	10	mA
Reverse Voltage of PD	$V_R$	20	V
Operating Case Temperature	$T_C$	-40 to +85	°C
Storage Temperature	$T_{stg}$	-40 to +85	°C
Assembly Temperature	$T_{asb}$	150 (15 Hr)	°C
Lead Soldering Temperature	$T_{slid}$	350 (3 sec.)	°C
Relative Humidity (noncondensing)	RH	85	%

**ELECTRO-OPTICAL CHARACTERISTICS** ( $T_C = 25^\circ\text{C}$ , unless otherwise specified)

PARAMETER	SYMBOL	CONDITIONS	MIN.	TYP.	MAX.	UNIT
Operating Voltage	$V_{op}$	$P_o = 13.0 \text{ mW}$		1.1	1.5	V
Threshold Current	$I_{th}$			6	15	mA
Differential Efficiency	$\eta_d$		0.40	0.50		W/A
Center Wavelength	$\lambda_c$	$P_o = 13.0 \text{ mW, RMS } (-20 \text{ dB})$ $T_C = -40 \text{ to } +85^\circ\text{C}$	1 276	1 310	1 352	nm
Spectral Width	$\sigma$	$P_o = 13.0 \text{ mW, RMS } (-20 \text{ dB})$ $T_C = -40 \text{ to } +85^\circ\text{C}$		1.5	2.8	nm
Rise Time	$t_r$	10-90%		0.15	0.3	ns
Fall Time	$t_f$	90-10%		0.15	0.3	ns
Monitor Current	$I_m$	$V_R = 1.5 \text{ V, } P_o = 13.0 \text{ mW}$	100	200		$\mu\text{A}$
Monitor Dark Current	$I_D$	$V_R = 10 \text{ V}$			100	nA
Monitor PD Terminal Capacitance	$C_t$	$V_R = 10 \text{ V, } f = 1 \text{ MHz}$		5	20	pF
Fiber Coupling Power	$P_f$	$P_o = 13.0 \text{ mW, Optimized Coupling}$ with 8 degree angled SMF		2.0		mW
Focal Distance	$D_f$		5.85	6.35	6.85	mm

Life Support Applications

These NEC products are not intended for use in life support devices, appliances, or systems where the malfunction of these products can reasonably be expected to result in personal injury. The customers of CEL using or selling these products for use in such applications do so at their own risk and agree to fully indemnify CEL for all damages resulting from such improper use or sale.

**CEL** California Eastern Laboratories, Your source for NEC RF, Microwave, Optoelectronic, and Fiber Optic Semiconductor Devices.

4590 Patrick Henry Drive • Santa Clara, CA 95054-1817 • (408) 988-3500 • FAX (408) 988-0279 • [www.cel.com](http://www.cel.com)

DATA SUBJECT TO CHANGE WITHOUT NOTICE

10/12/04

Subject: Compliance with EU Directives

CEL certifies, to its knowledge, that semiconductor and laser products detailed below are compliant with the requirements of European Union (EU) Directive 2002/95/EC Restriction on Use of Hazardous Substances in electrical and electronic equipment (RoHS) and the requirements of EU Directive 2003/11/EC Restriction on Penta and Octa BDE.

CEL Pb-free products have the same base part number with a suffix added. The suffix –A indicates that the device is Pb-free. The –AZ suffix is used to designate devices containing Pb which are exempted from the requirement of RoHS directive (\*). In all cases the devices have Pb-free terminals. All devices with these suffixes meet the requirements of the RoHS directive.

This status is based on CEL's understanding of the EU Directives and knowledge of the materials that go into its products as of the date of disclosure of this information.

Restricted Substance per RoHS	Concentration Limit per RoHS (values are not yet fixed)	Concentration contained in CEL devices	
		-A	-AZ
Lead (Pb)	< 1000 PPM	Not Detected	(*)
Mercury	< 1000 PPM	Not Detected	
Cadmium	< 100 PPM	Not Detected	
Hexavalent Chromium	< 1000 PPM	Not Detected	
PBB	< 1000 PPM	Not Detected	
PBDE	< 1000 PPM	Not Detected	

If you should have any additional questions regarding our devices and compliance to environmental standards, please do not hesitate to contact your local representative.

Important Information and Disclaimer: Information provided by CEL on its website or in other communications concerning the substance content of its products represents knowledge and belief as of the date that it is provided. CEL bases its knowledge and belief on information provided by third parties and makes no representation or warranty as to the accuracy of such information. Efforts are underway to better integrate information from third parties. CEL has taken and continues to take reasonable steps to provide representative and accurate information but may not have conducted destructive testing or chemical analysis on incoming materials and chemicals. CEL and CEL suppliers consider certain information to be proprietary, and thus CAS numbers and other limited information may not be available for release.

In no event shall CEL's liability arising out of such information exceed the total purchase price of the CEL part(s) at issue sold by CEL to customer on an annual basis.

See CEL Terms and Conditions for additional clarification of warranties and liability.