

# 236 series



## features



- Direct replacement for T1 ¾ Midget Flange SX6s
- Water clear lens
- Bi-polar termination
- High intensity, single chip LED technology
- Voltage ranges to suit both AC and DC operation
- Pack Quantity = 20 Pieces

## specifications

Ordering information and typical characteristics (Ta = 25°C)

Part Number	Colour	Voltage Vac/dc	Current DC (mA)	Luminous Intensity (mcd)	Wave Length (nm)	Operating Temp. (°C)	Storage Temp. (°C)	De-rating Graphs
236-038-93	Warm White	28	8	370	* See pg.2	-30 - +85	-40 - +100	H
236-038-96	Warm White	6	12	370	* See pg.2	-30 - +85	-40 - +100	H
236-038-97	Warm White	12	10	370	* See pg.2	-30 - +85	-40 - +100	H
236-038-98	Warm White	24	10	370	* See pg.2	-30 - +85	-40 - +100	H
236-040-93	Orange	28	8	240	610	-55 - +100	-55 - +100	L
236-040-94	Orange	48	5	240	610	-55 - +100	-55 - +100	L
236-042-93	Red	28	8	92	645	-55 - +100	-55 - +100	L
236-042-94	Red	48	5	92	645	-55 - +100	-55 - +100	L
236-042-96	Red	6	10	92	645	-55 - +100	-55 - +100	L
236-042-97	Red	12	10	92	645	-55 - +100	-55 - +100	L
236-042-98	Red	24	9	92	645	-55 - +100	-55 - +100	L
236-043-93	Yellow	28	8	220	591	-55 - +100	-55 - +100	K
236-043-96	Yellow	6	10	220	591	-55 - +100	-55 - +100	K
236-043-97	Yellow	12	10	220	591	-55 - +100	-55 - +100	K
236-043-98	Yellow	24	10	220	591	-55 - +100	-55 - +100	K
236-044-93	Green	28	8	460	525	-30 - +85	-40 - +100	J
236-044-94	Green	48	5	460	525	-30 - +85	-40 - +100	J
236-044-96	Green	6	12	460	525	-30 - +85	-40 - +100	J
236-045-93	Blue	28	8	104	470	-30 - +85	-40 - +100	J
236-045-94	Blue	48	5	104	470	-30 - +85	-40 - +100	J
236-045-96	Blue	6	12	104	470	-30 - +85	-40 - +100	J
236-045-97	Blue	12	10	104	470	-30 - +85	-40 - +100	J
236-045-98	Blue	24	10	104	470	-30 - +85	-40 - +100	J
236-046-93	White	28	8	1350	* See pg.2	-30 - +85	-40 - +100	U
236-046-94	White	48	5	1350	* See pg.2	-30 - +85	-40 - +100	U
236-046-96	White	6	12	1350	* See pg.2	-30 - +85	-40 - +100	U
236-046-97	White	12	10	1350	* See pg.2	-30 - +85	-40 - +100	U
236-046-98	White	24	10	1350	* See pg.2	-30 - +85	-40 - +100	U

^ = Voltage for 20mA product is Vf at 20mA, not Vopr

- Products must be de-rated according to the de-rating information. Each de-rating graph refers to specific LEDs. Please refer to graphs on page 2.

- Luminous intensity is measured at 20mA on a discrete LED unless otherwise stated.

## to order

**to order please contact us on: t: +44 (0)1229 582 430**

**f: +44 (0)1229 585 155 e: sales@marl.co.uk w: www.leds.co.uk**

© marl international limited technical documentation has been designed by marl international limited for the intention of providing information, which must not be copied or released to a third party without prior written consent from marl international limited. the information provided does not constitute part of any order or contract and should not be regarded as a representation relating to either products or service. no responsibility can be assumed for inaccuracies or printing errors. marl international limited reserve the right to alter without notice the specification or any conditions of supply for product or service.

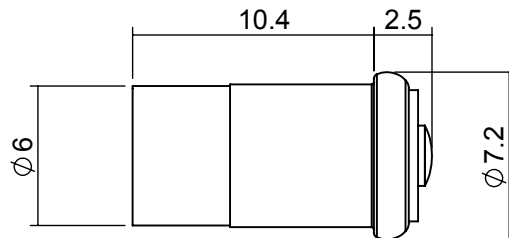


filament replacement leds

# 236 series



## technical data



Colour dot on product denotes LED colour.

Dimensions in mm (typical)  
Not to scale

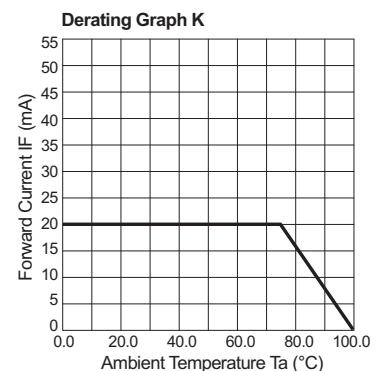
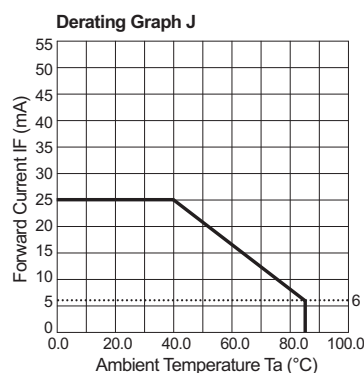
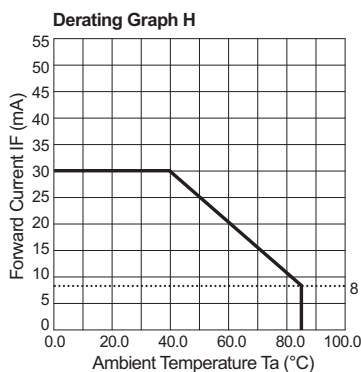
Lamp Base Style	Series	Metric Equivalent (mm)	Max. Power Dissipation (mW)
T1 ¼ Midget Flange SX6s	236	5	270

038	*Typical emission colour Warm White			
x	0.4255	0.4390	0.4680	0.4970
y	0.4519	0.4000	0.4310	0.4385

046	*Typical emission colour White			
x	0.287	0.283	0.330	0.330
y	0.295	0.305	0.360	0.339

Intensities (lv) and colour shades of white (x,y co-ordinates) may vary between leds within a batch

## de-rating information



## to order

to order please contact us on: t: +44 (0)1229 582 430 f: +44 (0)1229 585 155  
e: sales@marl.co.uk w: www.leds.co.uk

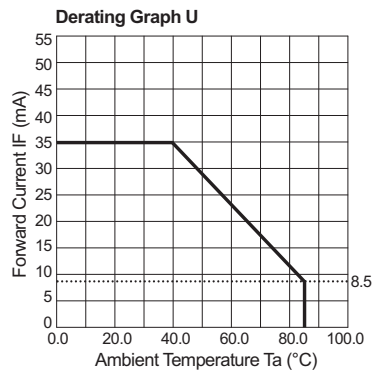
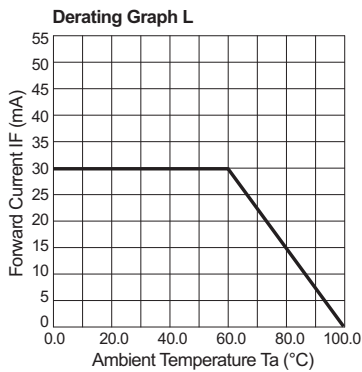
© marl international limited technical documentation has been designed by marl international limited for the intention of providing information, which must not be copied or released to a third party without prior written consent from marl international limited. the information provided does not constitute part of any order or contract and should not be regarded as a representation relating to either products or service. no responsibility can be assumed for inaccuracies or printing errors. marl international limited reserve the right to alter without notice the specification or any conditions of supply for product or service.



# 236 series



## de-rating information continued



## to order

to order please contact us on: **t: +44 (0)1229 582 430 f: +44 (0)1229 585 155**  
**e: sales@marl.co.uk w: www.leds.co.uk**

© marl international limited technical documentation has been designed by marl international limited for the intention of providing information, which must not be copied or released to a third party without prior written consent from marl international limited. the information provided does not constitute part of any order or contract and should not be regarded as a representation relating to either products or service. no responsibility can be assumed for inaccuracies or printing errors. marl international limited reserve the right to alter without notice the specification or any conditions of supply for product or service.



# 236 series



## design considerations

### Single-Chip LEDs

All devices feature water clear high intensity LEDs as standard. In devices where discrete LEDs are used, the single chip LED devices have been modified by the removal of the domed portion of the encapsulation (flat-topped) to provide even illumination of switches and annunciators. Non flat topped versions are also available.

Flat-topping does not apply to devices using surface-mounted device (SMD) LEDs.

### Product Evaluation

Filament replacement LEDs have been specifically designed to meet the primary objective of providing improved reliability. As this product range is suitable for both new-build and retro-fit, (sometimes in very old systems), a wide range of illuminated push button switches and lamp holders can be encountered. Due to subjectivity, evaluation of the LED type is recommended, (samples of all standard models are available). Care should be taken to correctly simulate operating ambient light conditions to ensure that the correct device has been selected to maximise viewing characteristics such as viewing angle, colour compatibility and on/ off contrast ratio.

### Electro-Static Discharge (ESD)

Build up of electro-static discharge occurs in many situations involving people moving and handling products. The range of possible situations is very diverse but voltage levels as high as several thousand volts can and do arise in many individual situations. When an operator charged up to these levels handles a static sensitive device, there is a very probable likelihood that the device will be irreversibly damaged. It is essential that precautions are taken at all stages during manufacture and assembly of these products. Although LEDs were never considered to be static sensitive devices, changes in manufacturing technology and materials used to produce higher intensity products over a large range of the wavelength spectrum have changed this. Marl has an approved system of ESD control from goods in, through production and into final packing and despatch. Marl recommend all users of LED based products follow the guidelines of BS 100015.

### Power De-Rating

The forward voltage/ current value of an LED is dependant upon the ambient temperature of the environment in which it is operated. Therefore, care must be taken to operate the LED at the correct voltage/ current values, depending upon the ambient temperature. Consequently, a recommendation regarding operating voltages and currents is given in order to address these temperature effects. This recommendation is termed 'de-rating'. It is usual for forward voltages and currents to be specified for ambient temperature of 25°C. However, because the values of these qualities vary with temperature, marl should be contacted if the device is to be operated at a temperature significantly higher than 25°C. Marl accept no liability for any product that is operated higher than the stated voltage.

## to order

**to order please contact us on: t: +44 (0)1229 582 430 f: +44 (0)1229 585 155**  
**e: [sales@marl.co.uk](mailto:sales@marl.co.uk) w: [www.leds.co.uk](http://www.leds.co.uk)**

© marl international limited technical documentation has been designed by marl international limited for the intention of providing information, which must not be copied or released to a third party without prior written consent from marl international limited. the information provided does not constitute part of any order or contract and should not be regarded as a representation relating to either products or service. no responsibility can be assumed for inaccuracies or printing errors. marl international limited reserve the right to alter without notice the specification or any conditions of supply for product or service.

