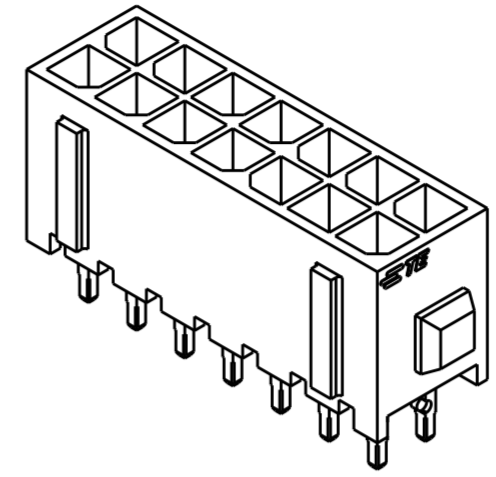
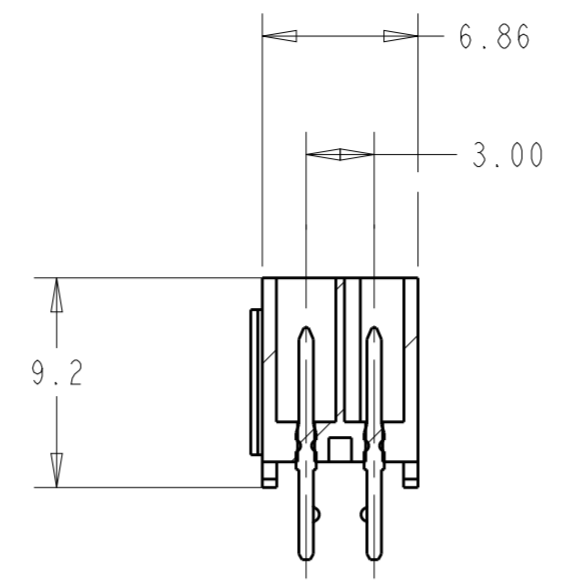
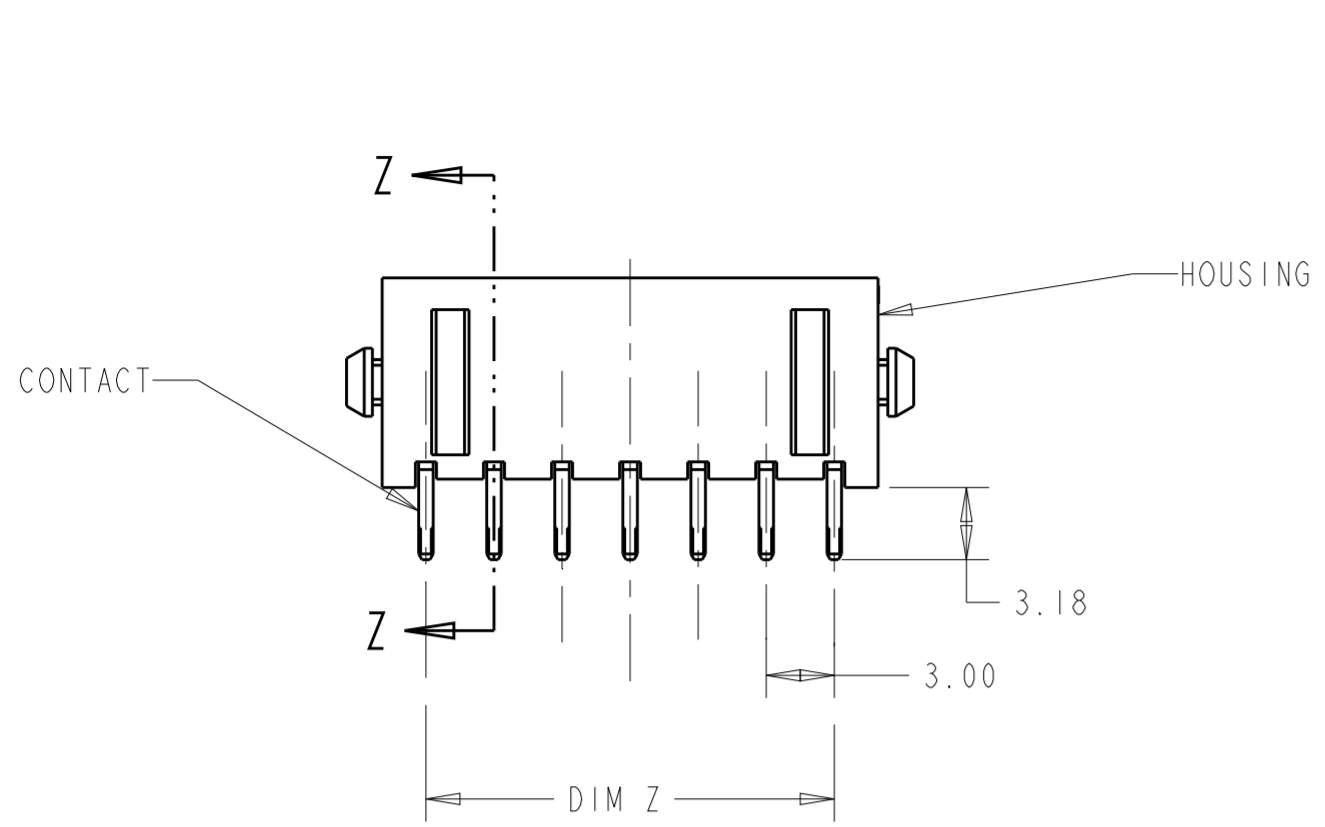


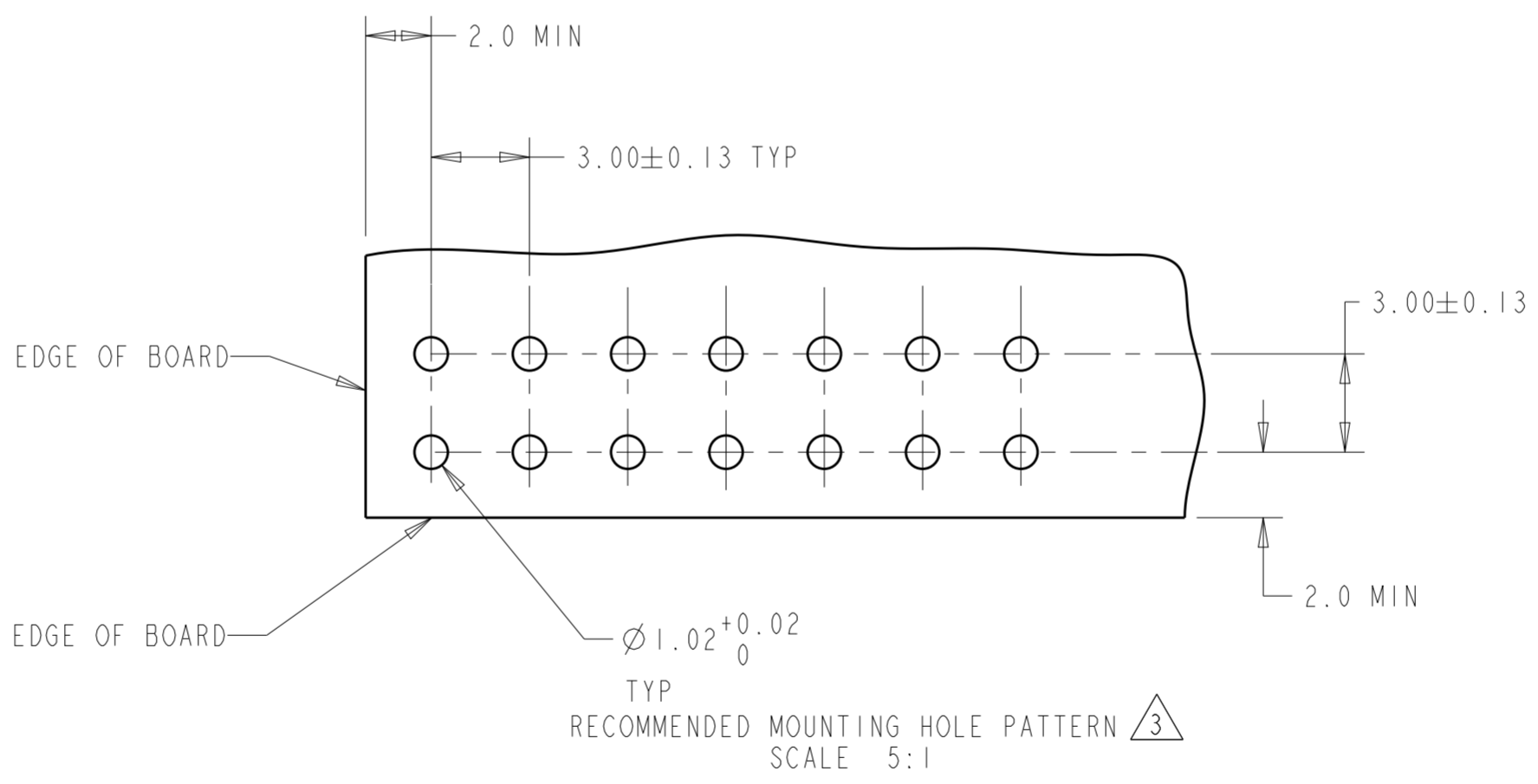
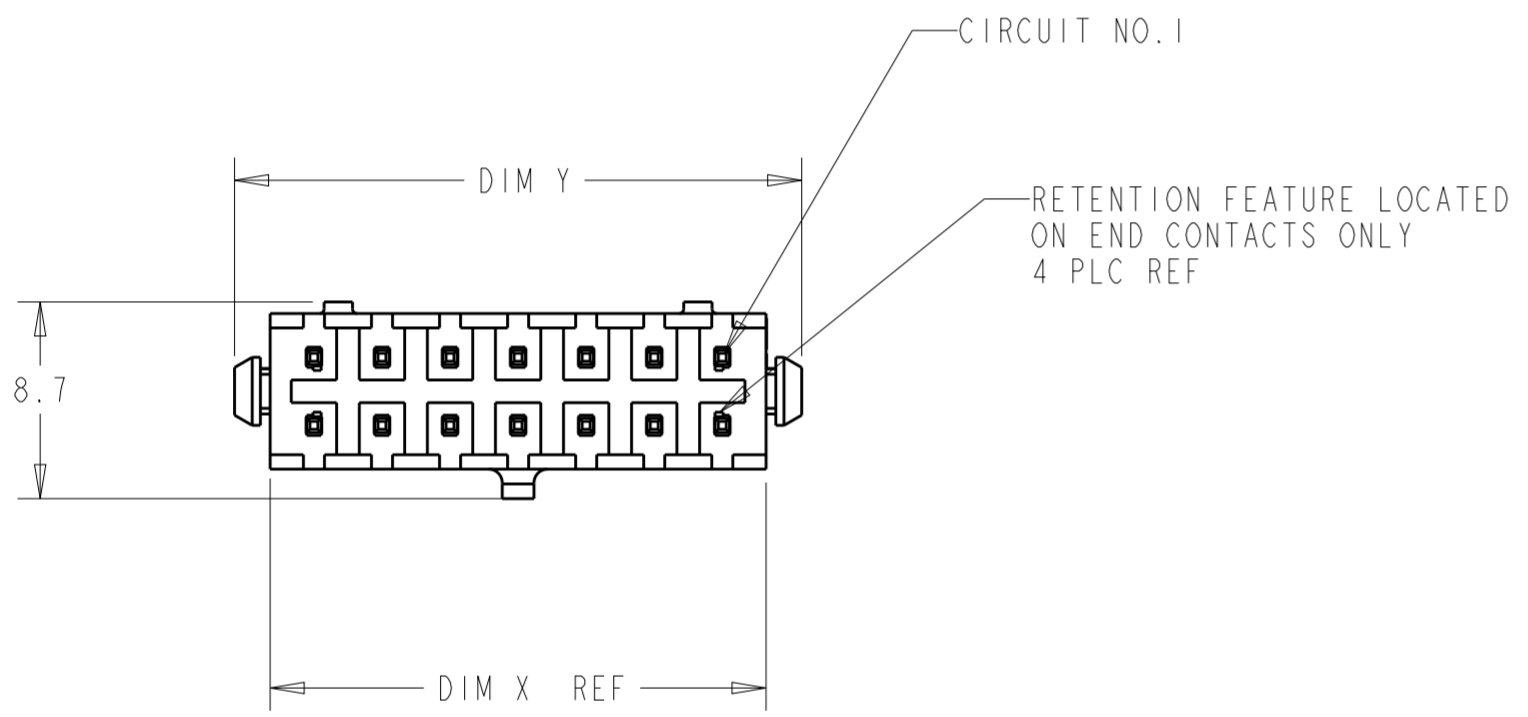
THIS DRAWING IS UNPUBLISHED. RELEASED FOR PUBLICATION  
 © COPYRIGHT 20 BY - ALL RIGHTS RESERVED.

LOC	DIST	REVISIONS					
CM	00	P	LTR	DESCRIPTION	DATE	DWN	APVD
		E		REVISED PER ECO-15-009614	01JULY2015	SC	DZ



3 DIMENSIONAL MODEL

SECTION Z-Z



- 1 MATERIAL: HOUSING - NYLON, UL 94V-0, BLACK.  
CONTACT - BRASS.  
0.00038 MINIMUM GOLD OVER 0.00254  
MINIMUM NICKEL ON MATING AREA. 0.00254  
TIN-LEAD MINIMUM OVER 0.00254 NICKEL  
MINIMUM ON SOLDER TAILS.
- 2 MAXIMUM INSERTION 20 LBS.
- 3 RECOMMENDED BOARD THICKNESS 1.57.
- 4 MATERIAL: HOUSING - NYLON, UL 94V-0, BLACK.  
CONTACT - BRASS.  
0.00038 MINIMUM GOLD OVER 0.00254  
MINIMUM NICKEL ON MATING AREA. 0.00254  
MATTE TIN MINIMUM OVER 0.00254 NICKEL  
MINIMUM ON SOLDER TAILS.

FINISH	DIM Y	DIM Z	DIM X	NO. OF POSN.	PART NUMBER
4	40.00	33.00	36.86	24	5-794631-4
4	37.00	30.00	33.86	22	5-794631-2
4	34.00	27.00	30.86	20	5-794631-0
4	31.00	24.00	27.86	18	4-794631-8
4	28.00	21.00	24.86	16	4-794631-6
4	25.00	18.00	21.86	14	4-794631-4
4	22.00	15.00	18.86	12	4-794631-2
4	19.00	12.00	15.86	10	4-794631-0
4	16.00	9.00	12.86	8	3-794631-8
4	13.00	6.00	9.86	6	3-794631-6
4	10.00	3.00	6.86	4	3-794631-4
4	7.00	-	3.86	2	3-794631-2
1	40.00	33.00	36.86	24	2-794631-4
1	37.00	30.00	33.86	22	2-794631-2
1	34.00	27.00	30.86	20	2-794631-0
1	31.00	24.00	27.86	18	1-794631-8
1	28.00	21.00	24.86	16	1-794631-6
1	25.00	18.00	21.86	14	1-794631-4
1	22.00	15.00	18.86	12	1-794631-2
1	19.00	12.00	15.86	10	1-794631-0
1	16.00	9.00	12.86	8	794631-8
1	13.00	6.00	9.86	6	794631-6
1	10.00	3.00	6.86	4	794631-4
1	7.00	-	3.86	2	794631-2

THIS DRAWING IS A CONTROLLED DOCUMENT.

DIMENSIONS: mm [INCHES]	TOLERANCES UNLESS OTHERWISE SPECIFIED: 0 PLC ± 1 PLC ± 2 PLC ±0.20 [0.008] 3 PLC ± 4 PLC ± ANGLES ± FINISH	DWN B. HAYMAKER 16AUG99 CHK K. COBLE 16AUG99 APVD K. COBLE 16AUG99	TE Connectivity	
MATERIAL	SEE TABLE	PRODUCT SPEC APPLICATION SPEC WEIGHT	NAME VERTICAL HEADER ASSEMBLY, THRU HOLE, 15 GOLD, DUAL ROW, MICRO MATE-N-LOK™ SIZE A2 CAGE CODE 00779 DRAWING NO. C-794631 RESTRICTED TO	
		CUSTOMER DRAWING	SCALE 3:1	SHEET 1 OF 1 REV E