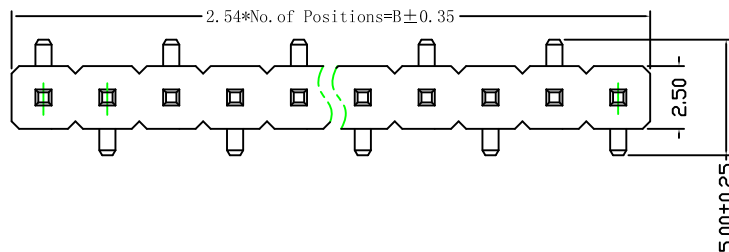


环保物料

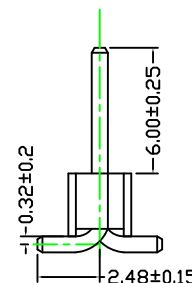
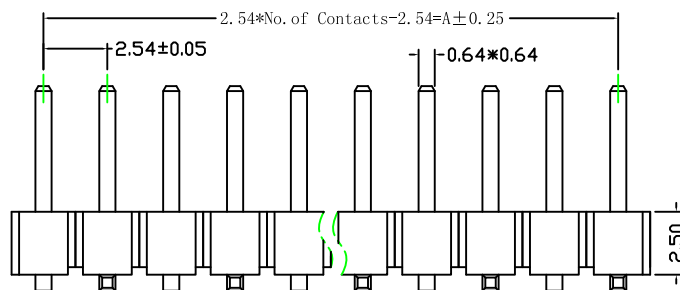
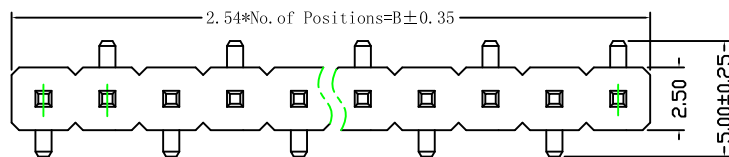
TEL:0769-82001899

No.of PIN/ROW	Dimension	
	A	B
02	2.54	5.08
03	5.08	7.62
04	7.62	10.16
05	10.16	12.70
06	12.70	15.24
07	15.24	17.78
08	17.78	20.32
09	20.32	22.86
10	22.86	25.40
11	25.40	27.94
12	27.94	30.48
13	30.48	33.02
14	33.02	35.56
15	35.56	38.10
16	38.10	40.64
17	40.64	43.18
18	43.18	45.72
19	45.72	48.26
20	48.26	50.80
21	50.80	53.34
22	53.34	55.88
23	55.88	58.42
24	58.42	60.96
25	60.96	63.50
26	63.50	66.04
27	66.04	68.58
28	68.58	71.12
29	71.12	73.66
30	73.66	76.20
31	76.20	78.74
32	78.74	81.28
33	81.28	83.82
34	83.82	86.36
35	86.36	88.90
36	88.90	91.44
37	91.44	93.98
38	93.98	96.52
39	96.52	99.06
40	99.06	101.60

A TYPE



B TYPE



Specifications

Current Rating: 3Ampere
 Insulation Resistance: 1000MΩ MIN.
 Dielectric Withstanding: 600V AC
 Contact Resistance: 20mΩ Max.
 Operating Temperature: -40°C to +105°C
 Max.Processing Temp:240C° -260C° for 30-60seconds
 (260C° for 10 seconds)

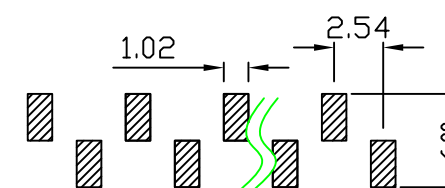
Material

Post: Brass Tin/Plated
 /Gold Plated
 Bass: PA6T UL 94V-0

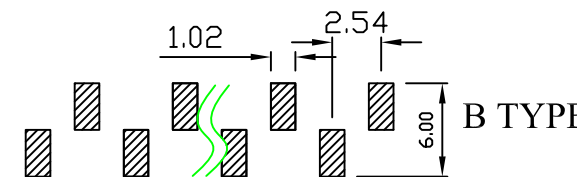
Part No. :PZ254VS-11-xx-X



PCB Layout A TYPE



PCB Layout B TYPE



TOLERANCE UNLESS OTHERWISE

X.	±0.30	X°	±5°
.X	±0.20	.X°	±2°
.XX	±0.08	.XX°	±1°
.XXX	±0.03	.XXX°	±0.5°

DRAWN	CK tan
CHKD	
APPD	
VIEW	

XFCN 兴飞连接器有限公司
 XFCN CONNECTORS CO.,LTD.

PRODUCT NAME	2.54mm Pin Header Connectors
PART. NO.	PZ254VS-11-xx-X

SHEET	1/1
DATE	2020.04.12
UNITS	mm
SCALE	1:1
DWG. NO.	009

AO

VER	MODIFICATION	DRAW	DATE
-----	--------------	------	------