

# One-Touch Locking Style Small Sized Circular Connectors

## CM09 Series



### ◆ FEATURES

- Strong construction, using metal shells.
- One-touch mating and sure locking by "Push-On & Turn-Off" mechanism.
- Sequence structure with Protective circuitry. (First make-last break contacts)
- Size 20 power contacts for position 1 and 2, making first connections.
- High reliability by crimping termination.



### ◆ SPECIFICATIONS

Rated Current	1A / Contact
Rated Voltage	200V AC (r.m.s.)
Dielectric Withstanding Voltage	1500V AC(r.m.s.) / 1 minute
Insulation Resistance	1,000M Ω Min. at 500V DC
Waterproof	IP67 when mated
Operating Temperature Range	-25° C to +70° C
No.of Contacts	25 (#20-2 Pin , #22-23 Pin)
Applicable Wire Size	20AWG to 22AWG

### ◆ MATERIALS/FINISHES



Item	Receptacle	Plug	Cable Receptacle
Insulator	Plastic(UL94V-0)/Black	Plastic(UL94V-0)/Black	Plastic(UL94V-0)/Black
Contact	Copper Alloy/Gold Plating	Copper Alloy/Gold Plating	Copper Alloy/Gold Plating
Shell	Zinc Alloy/Nickel Plating	Zinc Alloy/Nickel Plating	Zinc Alloy/Nickel Plating
Coupling Ring		Zinc Alloy/Nickel Plating	
Backshell		Zinc Alloy/Nickel Plating	Zinc Alloy/Nickel Plating
Bushing		Synthetic Rubber/Black	Synthetic Rubber/Black
Cable Clamp		Plastic(UL94V-0)/Black	Plastic(UL94V-0)/Black
Clamp Nut		Zinc Alloy/Nickel Plating	Zinc Alloy/Nickel Plating
Hex. Nut	Zinc Alloy/Nickel Plating		
Gasket	Synthetic Rubber/Black		
O Ring		Synthetic Rubber/Black	Synthetic Rubber/Black
Ground Plate	Copper Alloy/Gold Plating	Copper Alloy/Gold Plating	Copper Alloy/Gold Plating
Screw		Stainless Steel	Stainless Steel
Spring Pin	Stainless Steel	Stainless Steel	Stainless Steel

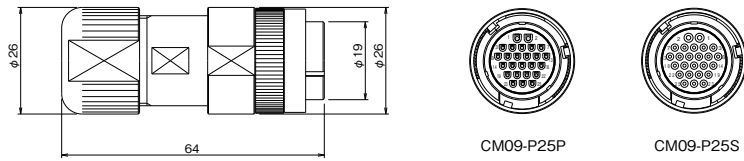
Specifications are subject to change without notice for purpose of product modification

<http://www.ddknet.co.jp>

Waterproof  
IP 67

Lock Type  
Push-On

## ▶ Plug

 Applicable Cable Outside Dia. :  $\phi 11 \sim \phi 12.5$ 


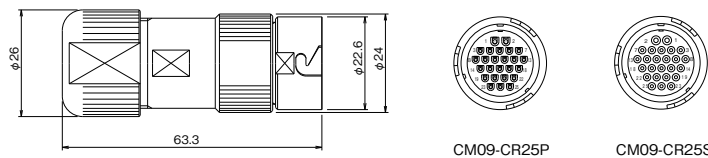
CM09-P25P

CM09-P25S

(Without contacts)

Item	P/N
Plug for Pin Contacts	CM09-P25P
Plug for Socket Contacts	CM09-P25S

## ▶ Cable Receptacle

 Applicable Cable Outside Dia. :  $\phi 11 \sim \phi 12.5$ 


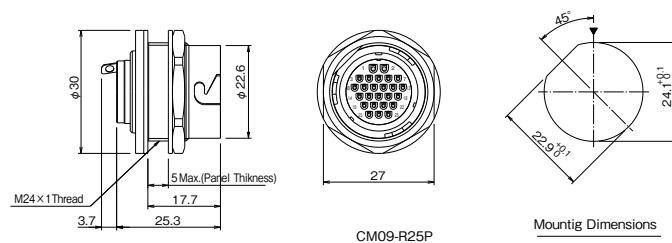
CM09-CR25P

CM09-CR25S

(Without contacts)

Item	P/N
Cable Receptacle for Pin Contacts	CM09-CR25P
Cable Receptacle for Socket Contacts	CM09-CR25S

## ▶ Receptacle



CM09-R25P

Mounting Dimensions

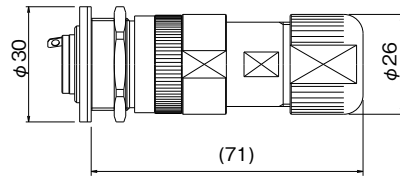
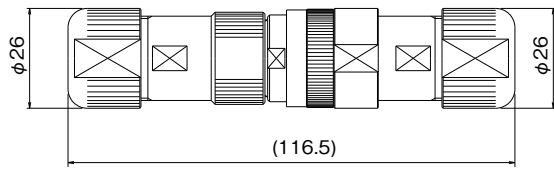
(Without contacts)

Item	P/N
Receptacle for Pin Contacts	CM09-R25P
Receptacle for Socket Contacts	CM09-R25S

## ▶ Mated Dimensions

Cable Receptacle + Plug  
 CM09-CR25 □ CM09-P25 □

Receptacle + Plug  
 CM09-R25 □ CM09-P25 □



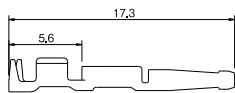
## ▶ Contacts

Item	Contact Position No.	Applicable Contact P/N (100pcs/1 bag)	Applicable Wire	Hand Tool P/N
			Conductor Size	
Pin Contact	1, 2	CM09-#20PC-100	20 ~ 22AWG	357J-50481T
	3 ~ 25	CM09-#22PC-100	24 ~ 28AWG	357J-50482T
Socket Contact	1, 2	CM09-#20SC-100	20 ~ 22AWG	357J-50481T
	3 ~ 25	CM09-#22SC-100	24 ~ 28AWG	357J-50482T

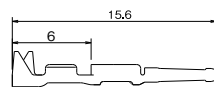
### Reel Contacts for Semi-Automatic Tool

Item	Contact Position No.	Applicable Contact P/N (10000pcs/1 bag)	Applicable Wire	Semi-Automatic Tool P/N
			Conductor Size	
Pin Contact	1, 2	CM09-#20PC-10000	20 ~ 22AWG	AP-A50457T
	3 ~ 25	CM09-#22PC-10000	24 ~ 28AWG	AP-A50458T
Socket Contact	1, 2	CM09-#20SC-10000	20 ~ 22AWG	AP-A50457T
	3 ~ 25	CM09-#22SC-10000	24 ~ 28AWG	AP-A50458T

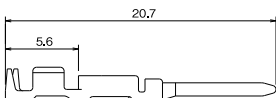
**CM09-#20SC-□□□□**



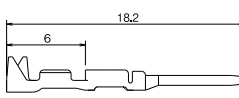
**CM09-#22SC-□□□□**



**CM09-#20PC-□□□□**



**CM09-#22PC-□□□□**



### ■ Contact Removal Tool

P / N : 357J-51374T