




(1,27 mm) .050"

FTSH SERIES



FTSH-125-01-L-DV-EJ



FTSH-110-01-L-DV
FTSH-120-01-F-DV

SMT MICRO HEADER

SPECIFICATIONS

For complete specifications and recommended PCB layouts see www.samtec.com?FTSH

Insulator Material:

Black Liquid Crystal Polymer

Terminal Material:

Phosphor Bronze Plating:

Sn or Au over 50µm (1,27 µm) Ni

Current Rating:

1.75A per contact @ 80°C ambient

Operating Temp Range:

-55°C to +125°C

RoHS Compliant:

Yes

Processing:

Lead-Free Solderable:

Yes

SMT Lead Coplanarity:

-MT & -DV Tail Option: (0,10 mm) .004" max (02-25)

-MT & -DH Tail Option: (0,15 mm) .006" max (26-50)



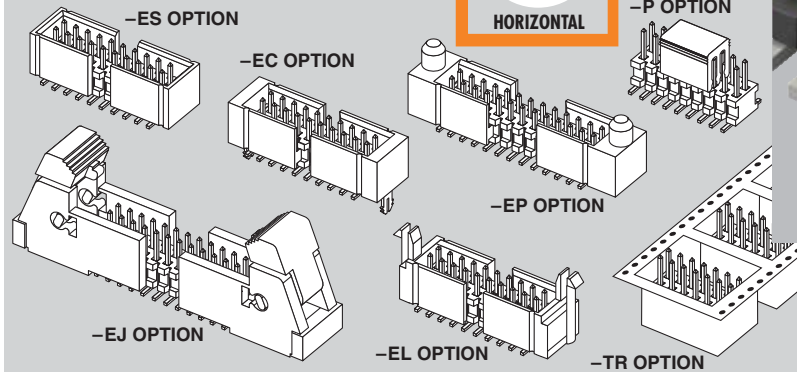
Mates with:
FFSD, FFTP, CLP,
FLE, SFMC, SFMH

APPLICATIONS




HORIZONTAL

OPTIONS



ALSO AVAILABLE



Ultra-low profile option available. End Shrouds available. Call for FTS Series specifications.

APPLICATION SPECIFIC OPTION

Molded Pick & Place pads and latches available. Call Samtec.

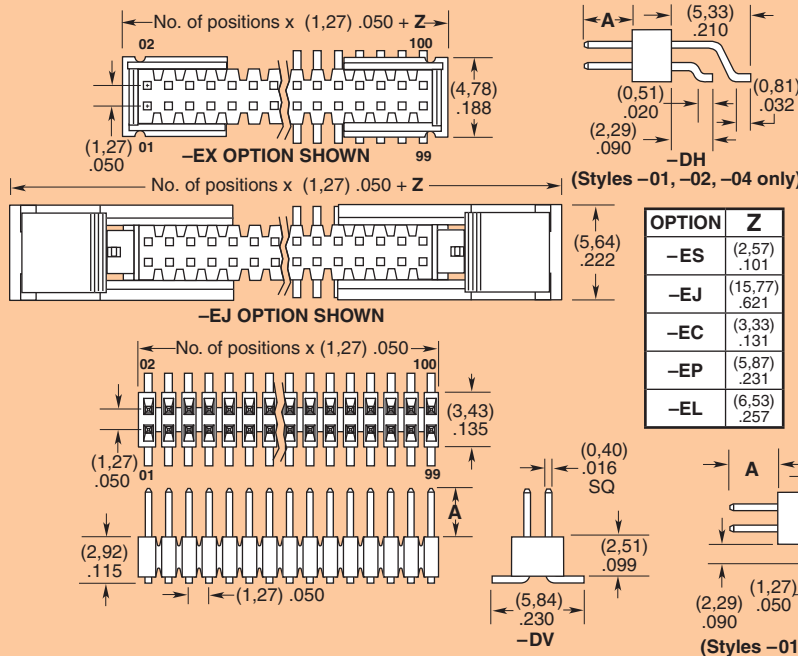
FTSH

1

NO. PINS PER ROW

LEAD STYLE

02 thru 50

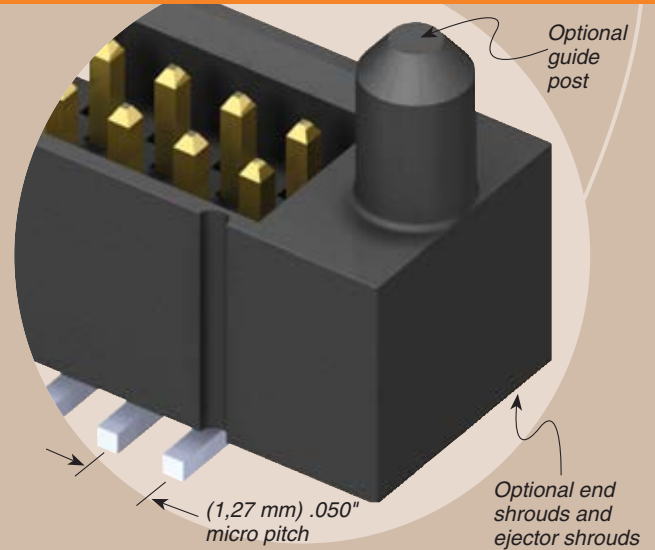
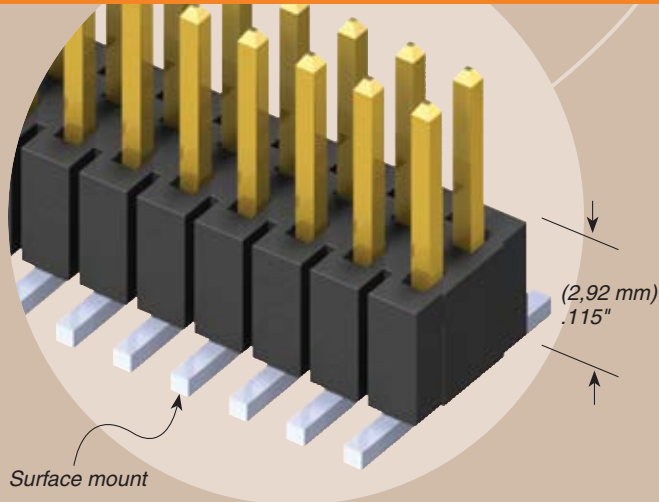



Note: Some sizes, styles and options are non-standard, non-returnable.

Note: See SFM/TFM for positive alignment feature.

Due to technical progress, all designs, specifications and components are subject to change without notice.

WWW.SAMTEC.COM



PLATING OPTION

-F

= Gold flash on post, Matte Tin on tail

-L

= 10 μ m (0,25 μ m) Gold on post, Matte Tin on tail

Note: Other Gold plating options available. Contact Samtec.

TAIL OPTION

-DV

= Double Vertical

-DH

= Double Horizontal (Styles -01, -02 & -04 only)

-MT

= Mixed Technology (Styles -01, -02 & -04 only)

FLEX SHROUD OPTIONS

(Style -02 & -03 only, -DH & -MT not available) 9 pins/row minimum (Other positions available. Call Samtec.)

-ES

= End Shroud

-EC

= End Shroud with Locking Clip (Manual placement required)

-EP

= End Shroud with Guide Post

-EL

= End Shroud with Board Lock (Boards are positively locked and cannot be unmated)

-EJ

= Ejector Shroud (Style -01 only) -DH & -MT not available 10 pins/row minimum 25 pins/row maximum

OTHER OPTIONS

-K

= Keying Shroud (For mating with FFSD Style -01 only and 05, 08, 10, 13, 17, 20 & 25 pins/row only. 13, 17, 20 & 25 pins/row only with shrouds) (-DV only)

-A

= Alignment Pin (-DV 3 positions min.) (-DH 5 positions min.) (Metal or plastic at Samtec discretion)

-C

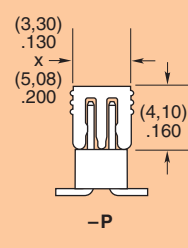
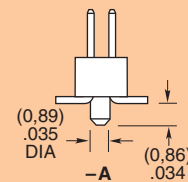
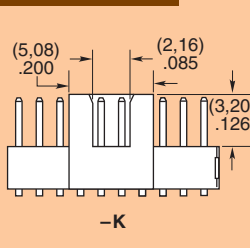
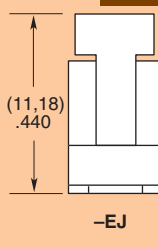
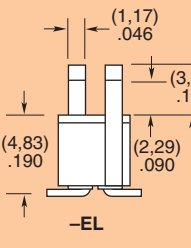
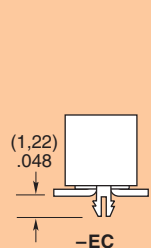
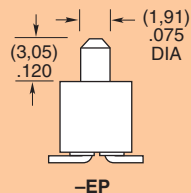
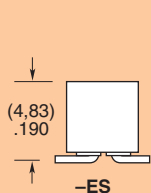
= (4,00 mm) .157\"/>

-P

= Pick & Place Pad (-DV 4 positions min.) (-DH & -MT not available)

-TR

= Tape & Reel Packaging (Flex Shroud options not available except -ES & -EJ)



Due to technical progress, all designs, specifications and components are subject to change without notice.

WWW.SAMTEC.COM

SAMTEC USA • Tel: 1-800-SAMTEC-9 or 812-944-6733 SAMTEC NORTHERN CALIFORNIA • Tel: 408-395-5900 SAMTEC SOUTHERN CALIFORNIA • Tel: 1-800-726-8329
 SAMTEC AMERICA LATINA COMERCIO EXTERIOR LTDA • Tel: (+55 31) 3786 3227 SAMTEC UNITED KINGDOM • Tel: 44 01236 739292 SAMTEC GERMANY • Tel: +49 (0) 89 / 89460-0
 SAMTEC FRANCE • Tel: 33 01 60 95 06 60 SAMTEC ITALY • Tel: 39 039 6890337 SAMTEC NORDIC/BALTIC • Tel: +46-84477280 SAMTEC BENELUX • Tel: 44 01236 739292
 SAMTEC ISRAEL • Tel: 972-3-7526600 SAMTEC INDIA • Tel: +91-80-3272 1612 SAMTEC ASIA PACIFIC • Tel: 65 6745-5955 SAMTEC JAPAN • Tel: 045-475-1385 SAMTEC CHINA • Tel: 86-21-6083 3766
 SAMTEC TAIWAN • Tel: 886-2-2735-6109 SAMTEC HONG KONG • Tel: 852-26904858 SAMTEC KOREA • Tel: 82-31-717-5685 SAMTEC ANZ • Tel: 613 9560 0683