

**PLEASE CHECK WWW.MOLEX.COM FOR LATEST PART INFORMATION**

**Part Number:** **0191210009**  
**Status:** **Active**  
**Description:** InsulKrimp™ Flanged Spade Tongue Terminal for 18-22 AWG Wire, Stud Size 10

**Documents:**

[Drawing \(PDF\)](#) [RoHS Certificate of Compliance \(PDF\)](#)  
[Product Specification PS-19902-009 \(PDF\)](#)

**Agency Certification**

CSA LR18689  
 UL E32244

**General**

Product Family Ring and Spade Terminals  
 Series 19121  
 Crimp Quality Equipment Yes  
 Mil-Spec N/A  
 Product Name InsulKrimp™  
 Type Spade

**Physical**

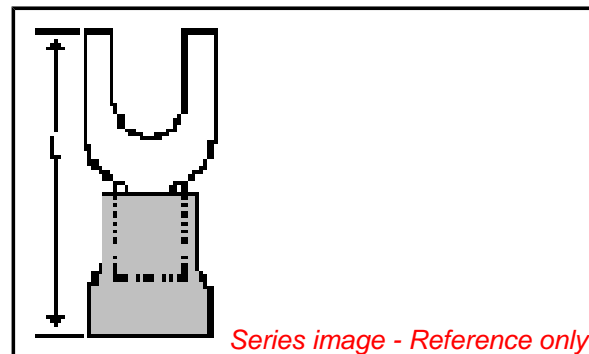
Barrel Type Closed  
 Flammability 94V-2  
 Insulation PVC  
 Material - Plating Mating Tin  
 Packaging Type Bag  
 Stud Size 10 (M5)  
 Wire Insulation Diameter 3.68mm (.145")  
 Wire Size AWG 18, 20, 22  
 Wire Size mm² 0.25 - 1.50

**Material Info**

Old Part Number AA-215-10X

**Reference - Drawing Numbers**

Product Specification PS-19902-009  
 Sales Drawing SD-19121-001



**EU RoHS**

**ELV and RoHS Compliant**  
**REACH SVHC**  
 Not Reviewed  
**Halogen-Free Status**  
**Not Reviewed**

**China RoHS**



**Need more information on product environmental compliance?**

Email [productcompliance@molex.com](mailto:productcompliance@molex.com)  
 For a multiple part number RoHS Certificate of Compliance, [click here](#)

Please visit the [Contact Us](#) section for any non-product compliance questions.

**Search Parts in this Series**

[19121Series](#)

**Application Tooling | [FAQ](#)**

*Tooling specifications and manuals are found by selecting the products below. Crimp Height Specifications are then contained in the Application Tooling Specification document.*

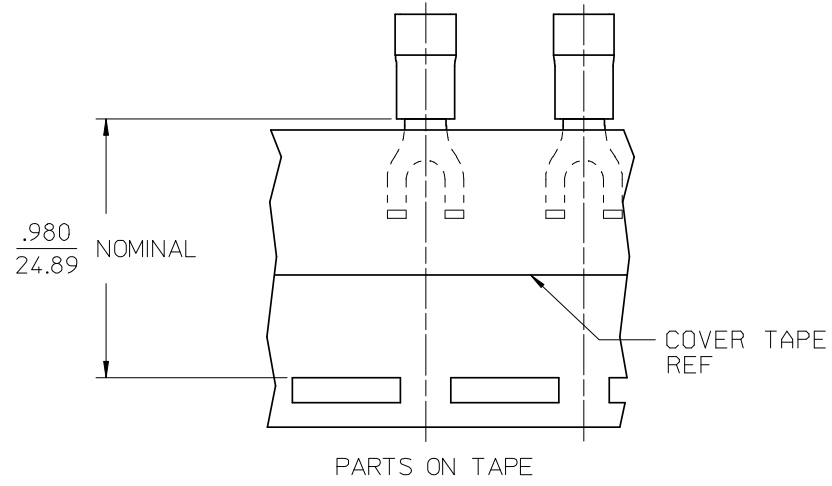
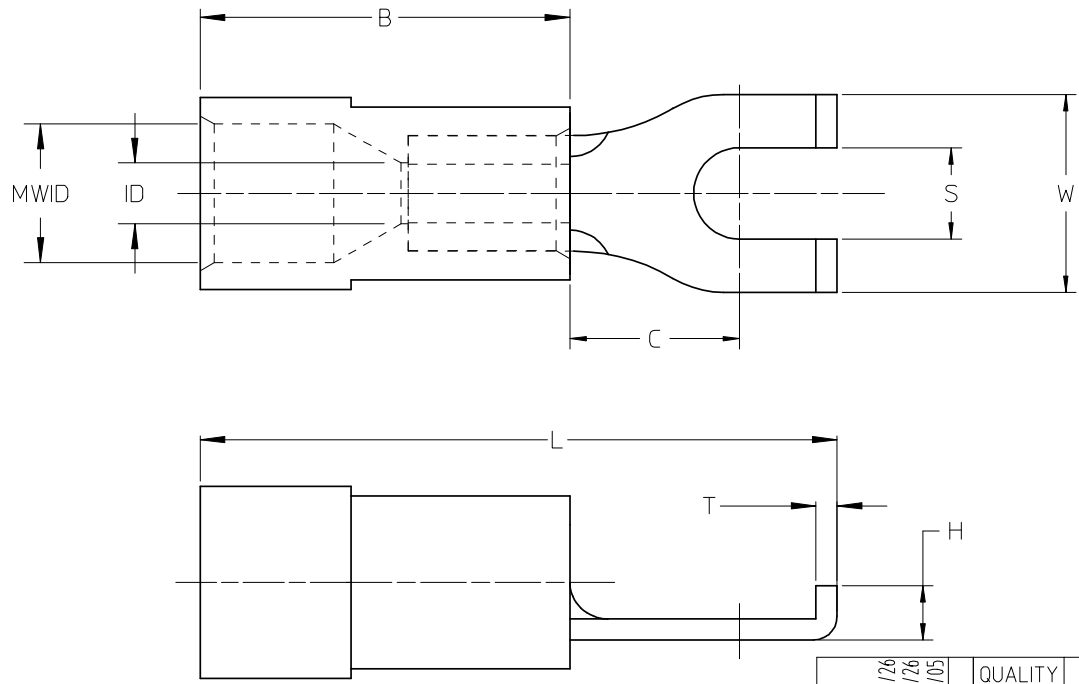
**Global**

Description	Product #
Hand Crimp Tool	<a href="#">0640010100</a>
Hand Crimp Tool	<a href="#">0640010300</a>
Hand Crimp Tool	<a href="#">0640011200</a>
Crimp Head for the AT-200™ Pneumatic Hand Tool	<a href="#">0640050100</a>
Crimp Head for the AT-200™ Pneumatic Hand Tool	<a href="#">0640050300</a>
Crimp Head for the AT-200™ Pneumatic Hand Tool	<a href="#">0640051200</a>

This document was generated on 04/13/2010

**PLEASE CHECK [WWW.MOLEX.COM](http://WWW.MOLEX.COM) FOR LATEST PART INFORMATION**

LOOSE PIECE		TAPE MOUNTED		DIMENSIONS										FINISH
MATERIAL NUMBER	ENGINEERING NUMBER	MATERIAL NUMBER	ENGINEERING NUMBER	STUD SIZE	S ±.005	W MAX	C MIN	ID MIN	MWID	B REF	L MAX	H REF	T REF	INSULATION COLOR
191210005	AA-215-06X	191210006	AA-215-06XT	6	.146/3.71	.301/7.6	.207/5.3	.054/1.37	.145/3.68	.400/10.16	.781/19.8	.08/2.0	.031/0.79	RED
191210007	AA-215-08X	191210008	AA-215-08XT	8	.173/4.39	.301/7.6	.207/5.3	.054/1.37	.145/3.68	.400/10.16	.781/19.8	.08/2.0	.031/0.79	RED
191210009	AA-215-10X	191210010	AA-215-10XT	10	.198/5.03	.301/7.6	.207/5.3	.054/1.37	.145/3.68	.400/10.16	.781/19.8	.08/2.0	.031/0.79	RED
191210026	BB-216-06X	191210027	BB-216-06XT	6	.146/3.71	.301/7.6	.209/5.3	.081/2.06	.175/4.45	.400/10.16	.795/20.2	.08/2.0	.031/0.79	BLUE
191210028	BB-216-08X	191210029	BB-216-08XT	8	.173/4.39	.301/7.6	.209/5.3	.081/2.06	.175/4.45	.400/10.16	.795/20.2	.08/2.0	.031/0.79	BLUE
191210030	BB-216-10X	191210031	BB-216-10XT	10	.198/5.03	.301/7.6	.209/5.3	.081/2.06	.175/4.45	.400/10.16	.795/20.2	.08/2.0	.031/0.79	BLUE
191210051	C-217-06X	191210052	C-217-06XT	6	.146/3.71	.345/8.8 (A)	.270/6.85 (A)	.128/3.25	.245/6.22	.550/13.97	1.01/25.7 (A)	.10/2.5	.040/1.02	YELLOW
191210053	C-217-08X	191210054	C-217-08XT	8	.173/4.39	.385/9.8	.270/6.85 (A)	.128/3.25	.245/6.22	.550/13.97	1.01/25.7 (A)	.10/2.5	.040/1.02	YELLOW
191210056	C-217-10X	191210057	C-217-10XT	10	.209/5.3 (A)	.385/9.8	.270/6.85 (A)	.128/3.25	.245/6.22	.550/13.97	1.01/25.7 (A)	.10/2.5	.040/1.02	YELLOW



SALES DRAWING

- NOTES:
1. MATERIAL: COPPER
  2. PLATING: ELECTRO-TIN
  3. MWID = MAXIMUM WIRE INSULATION DIAMETER
  4. PART IS RoHS COMPLIANT

12-10 TO ALT DIE DIMS EC NO: ETC2008-0012 DRWN: RSTONE 2007/11/26 CHKD: MACNEIL 2007/11/26 APPR: MACNEIL 2007/12/05	QUALITY SYMBOLS	GENERAL TOLERANCES (UNLESS SPECIFIED)		DIMENSION STYLE IN/MM		SCALE ---	DESIGN UNITS INCH	THIRD ANGLE PROJECTION	
	▽=0	4 PLACES	± ---	± ---	DRAWN BY JJ	DATE 1984/11/05	TITLE FLANGED SPADE TERMINAL, INSULKRIMP		
	∇=0	3 PLACES	± 0.005	± .005	CHECKED BY GZ	DATE 1984/11/06	MATERIAL NO. SEE CHART		
		2 PLACES	± 0.13	± .01	APPROVED BY	DATE	DOCUMENT NO. SD-19121-001		
		1 PLACE	± 0.25	± ---	DRAFT WHERE APPLICABLE MUST REMAIN WITHIN DIMENSIONS		MATERIAL NO. SEE CHART		SHEET NO. 1 OF 1
		ANGULAR ±1/2°		THIS DRAWING CONTAINS INFORMATION THAT IS PROPRIETARY TO MOLEX INCORPORATED AND SHOULD NOT BE USED WITHOUT WRITTEN PERMISSION					