

1AX SERIES

MINIATURE GENERAL PURPOSE PLASTIC SILICON RECTIFIER

产
品
规
格

确
认
书

1A1 THRU 1A7



康比電子
HORNBY ELECTRONIC

MINIATURE GENERAL PURPOSE PLASTIC SILICON RECTIFIER

REVERSE VOLTAGE: 50 to 1000 VOLTS

FORWARD CURRENT: 1.0 AMPERE

FEATURES

- Low forward voltage drop
- High current capability
- High capability
- High surge current capability
- Exceeds environmental standards of MIL-S-19500/228

MECHANICAL DATA

Case: Molded plastic, R-1

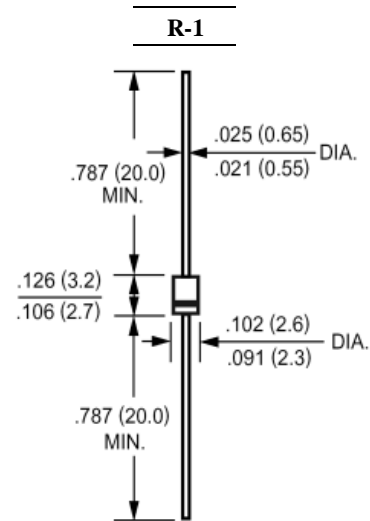
Epoxy: UL 94V-O rate flame retardant

Lead: Axial leads, solderable per MIL-STD-202, method 208 guaranteed

Polarity: Color band denotes cathode end

Mounting position: Any

Weight: 0.0064ounce, 0.181gram



Dimensions in inches and (millimeters)

Maximum Ratings and Electrical Characteristics

Ratings at 25°C ambient temperature unless otherwise specified.

Single phase, half wave, 60Hz, resistive or inductive load.

For capacitive load, derate current by 20%.

	Symbols	1A1	1A2	1A3	1A4	1A5	1A6	1A7	Units
Maximum Recurrent Peak Reverse Voltage	V_{RRM}	50	100	200	400	600	800	1000	Volts
Maximum RMS Voltage	V_{RMS}	35	70	140	280	420	560	700	Volts
Maximum DC Blocking Voltage	V_{DC}	50	100	200	400	600	800	1000	Volts
Maximum Average Forward Rectified Current .375"(9.5mm) Lead Length at $T_A=25^\circ\text{C}$	$I_{(AV)}$	1.0							Amp
Peak Forward Surge Current, 8.3ms single half-sine-wave superimposed on rated load (JEDEC method)	I_{FSM}	25							Amp
Maximum Forward Voltage at 1.0A DC and 25°C	V_F	1.1							Volts
Maximum Reverse Current at $T_A=25^\circ\text{C}$ at Rated DC Blocking Voltage $T_A=100^\circ\text{C}$	I_R	5.0							uAmp
Maximum Full Load Reverse Current Full Cycle Average at $T_L=75^\circ\text{C}$		100							
Typical Junction Capacitance (Note 1)	C_J	15							pF
Typical Thermal Resistance (Note 2)	$R_{\theta JA}$	60							°C/W
Operating Junction Temperature Range	T_J	-55 to +150							°C
Storage Temperature Range	T_{stg}	-55 to +150							°C

NOTES:

1- Measured at 1 MHz and applied reverse voltage of 4.0 VDC.

2- Thermal Resistance From Junction to Ambient 0.375"(9.5mm) lead length P.C.B. Mounted.

1A1 THRU 1A7

MINIATURE GENERAL PURPOSE PLASTIC SILICON RECTIFIER



康比電子
HORNBY ELECTRONIC

RATINGS AND CHARACTERISTIC CURVES

FIG. 1 - TYPICAL FORWARD CURRENT DERATING CURVE

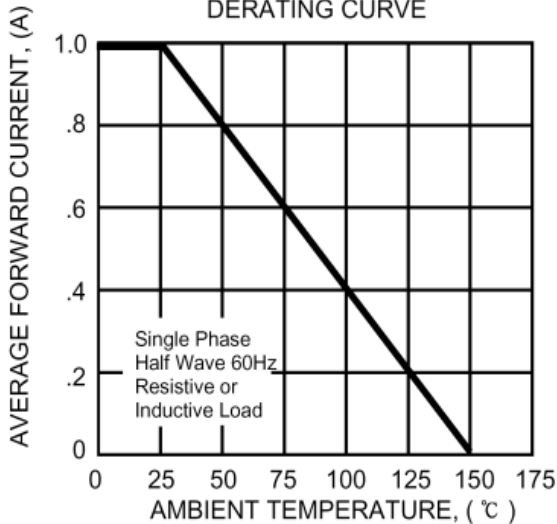


FIG. 2 - TYPICAL INSTANTANEOUS FORWARD CHARACTERISTICS

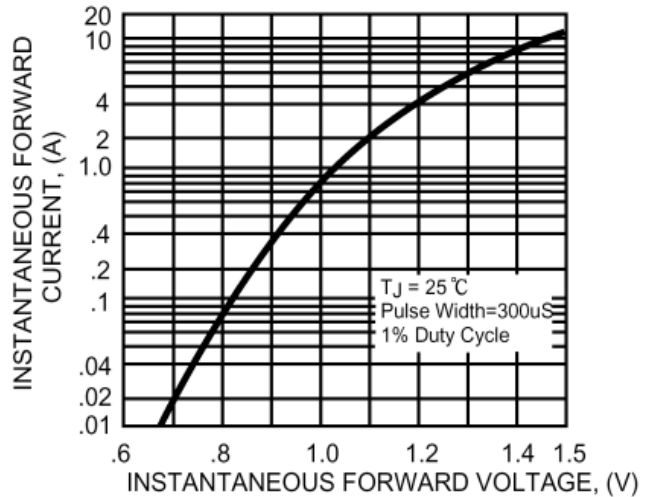


FIG. 3 - MAXIMUM NON-REPETITIVE FORWARD SURGE CURRENT

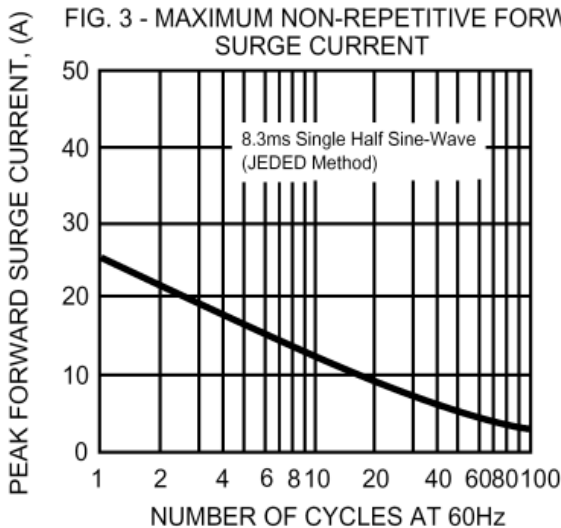


FIG. 4 - TYPICAL REVERSE CHARACTERISTICS

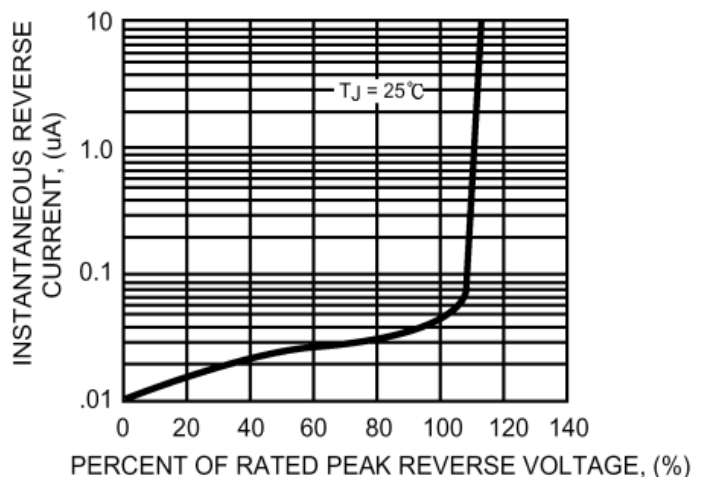


FIG. 5 - TYPICAL JUNCTION CAPACITANCE

