

RL-1170

MINI-INDUCTORS VERTICAL FLAT COIL

DESCRIPTION

- Mini-Inductors

ENVIRONMENTAL DATA

- Storage temperature range:
-55°C to +130°C
- Operating temperature range:
-40°C to +130°C

PACKAGING INFORMATION

- Packaging information: pg. 489

FEATURES & APPLICATIONS

- Unique flat coil configuration that makes it ideally suited for use in high density and high frequency printed circuit board assemblies with current ratio from 27 mA to 2.25 A
- Inductance values 1.0 μ H to 4.7 mH with 45 values to choose from
- Vertical design is unique and space-saving
- Flat coils have a wide range of inductance values and can effectively be used at radio and audio frequencies

Verify operation with sample in actual circuit. Order samples at www.rencousa.com.

MECHANICAL DIMENSIONS

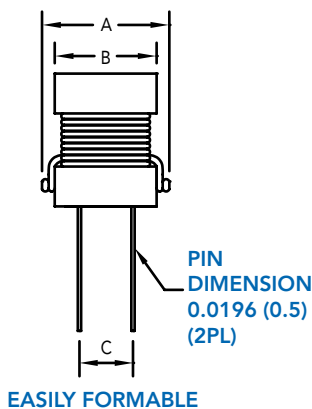
U.S. Standard (mm)

PART NUMBER	A \pm 0.015 (0.38)	B (MAX.)	C (TYP.)	D (MAX.)	E \pm 0.015 (0.38)	F \pm 0.040 (1.02)
RL-1170	0.43 (11.00)	0.28 (7.11)	0.13 (3.30)	0.15 (3.80)	0.40 (10.16)	0.28 (6.985)

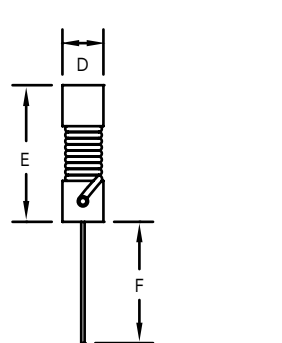
PART WEIGHT

0.50g (0.018oz)

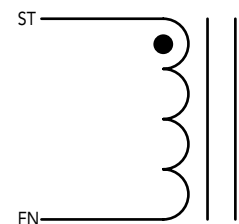
FRONT VIEW



SIDE VIEW



SCHEMATIC



RENCO ELECTRONICS INC.

595 International Place, Rockledge, FL 32955-4200 USA • www.rencousa.com • ISO 9001 Certified
Toll Free Engineering Hot Line: 800.645.5828 • P: 321.637.1000 • F: 321.637.1600



RL-1170

Renco Part No. RL-1170	Inductance (μ H)	DCR Max. (Ohms)	Isat (A)	Irms (A)
RL-1170-1.0	1.0	0.010	6.150	2.25
RL-1170-1.2	1.2	0.012	5.330	1.78
RL-1170-1.5	1.5	0.014	4.710	1.42
RL-1170-1.8	1.8	0.020	4.210	1.12
RL-1170-2.2	2.2	0.026	3.810	0.88
RL-1170-2.7	2.7	0.028	3.480	0.88
RL-1170-3.3	3.3	0.039	3.200	0.70
RL-1170-3.9	3.9	0.053	2.960	0.55
RL-1170-4.7	4.7	0.061	2.580	0.55
RL-1170-5.6	5.6	0.110	2.420	0.35
RL-1170-6.8	6.8	0.120	2.160	0.35
RL-1170-8.2	8.2	0.130	1.950	0.35
RL-1170-10	10.0	0.140	1.780	0.35
RL-1170-12	12.0	0.150	1.630	0.35
RL-1170-15	15.0	0.160	1.450	0.35
RL-1170-18	18.0	0.180	1.350	0.35
RL-1170-22	22.0	0.230	1.230	0.35
RL-1170-27	27.0	0.270	1.100	0.35
RL-1170-33	33.0	0.350	0.988	0.27
RL-1170-39	39.0	0.370	0.920	0.22
RL-1170-47	47.0	0.470	0.842	0.22
RL-1170-56	56.0	0.650	0.762	0.176
RL-1170-68	68.0	0.750	0.696	0.176
RL-1170-82	82.0	0.830	0.630	0.176
RL-1170-100	100.0	0.900	0.576	0.176
RL-1170-120	120.0	1.400	0.523	0.138
RL-1170-150	150.0	1.600	0.468	0.138
RL-1170-180	180.0	1.900	0.428	0.100
RL-1170-220	220.0	2.100	0.386	0.100
RL-1170-270	270.0	2.300	0.379	0.100
RL-1170-330	330.0	2.500	0.316	0.100
RL-1170-390	390.0	3.500	0.289	0.100
RL-1170-470	470.0	4.000	0.264	0.087
RL-1170-560	560.0	4.400	0.242	0.070
RL-1170-680	680.0	4.900	0.219	0.070

Renco Part No. RL-1170	Inductance (μ H)	DCR Max. (Ohms)	Isat (A)	Irms (A)
RL-1170-820	820.0	5.300	0.200	0.070
RL-1170-1000	1000.0	8.900	0.181	0.070
RL-1170-1200	1200.0	11.900	0.165	0.042
RL-1170-1500	1500.0	13.300	0.148	0.042
RL-1170-1800	1800.0	14.500	0.135	0.042
RL-1170-2200	2200.0	20.300	0.122	0.042
RL-1170-2700	2700.0	22.500	0.110	0.033
RL-1170-3300	3300.0	24.900	0.100	0.033
RL-1170-3900	3900.0	36.100	0.092	0.033
RL-1170-4700	4700.0	39.600	0.084	0.027

NOTES:

1. INDUCTANCE $\pm 10\%$ TESTED AT 10kHz, 1.0 Vrms, VALUES BELOW 10 μ H ARE $\pm 20\%$
2. Isat - DC CURRENT THAT WILL CAUSE INDUCTANCE TO DROP BY 5%
3. Irms - CURRENT THAT CAUSES THE TEMPERATURE TO RISE APPROX. 40°C ABOVE AMBIENT OF 25°C
4. ELECTRICAL SPECIFICATIONS MEASURED AT 25°C
5. ENCAPSULATION AVAILABLE
6. NONSTANDARD VALUES AVAILABLE UPON REQUEST

