

1 2 3 4 5 6 7 8

A

B

C

D

E

F

A

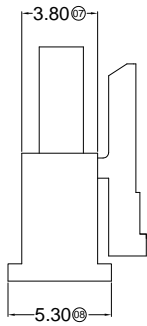
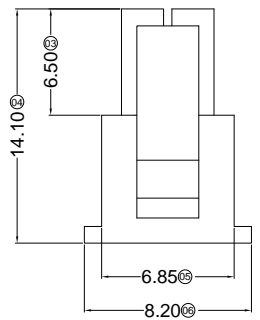
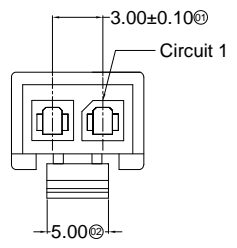
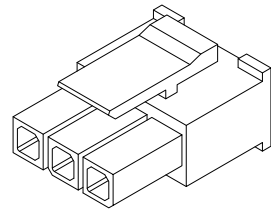
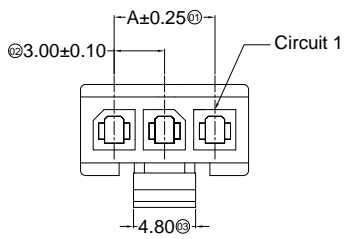
B

C

D

E

F



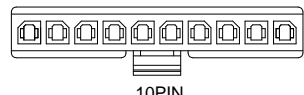
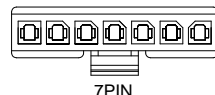
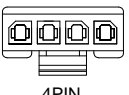
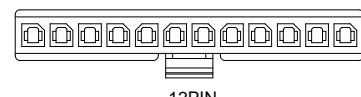
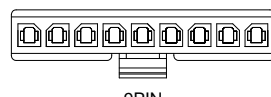
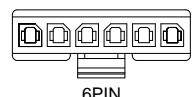
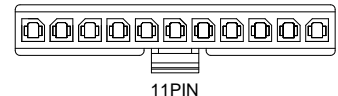
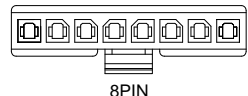
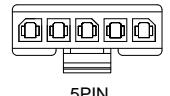
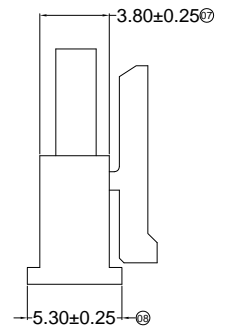
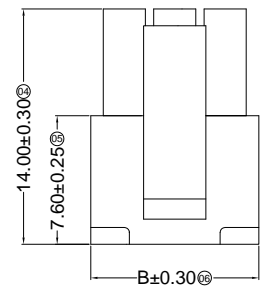
**Specifications :**

- Voltage rating: 250V AC / DC
- Current rating: 5A AC / DC
- Withstanding voltage: 1000V AC/minute
- Temperature range: -40°C~+105°C
- Insulation resistance: ≥1000MΩ
- Contact resistance: ≤10mΩ
- After environmental testing: ≤20mΩ

X3025 H M-XX X-N2 XX

① ②③④ ⑤⑥ ⑦

- ① Series No.
- ② Category: H-HSG
- ③ Welding Board Angle: M-Male HGS
- ④ Row No.-Pin No.: XX-02P~12P
- ⑤ Plug the Pin & special No.
- ⑥ Material: N2-PA66 94V-2
- ⑦ Color: Blank-Natural Color



Poles	Dimensions (mm)		Poles	Dimensions (mm)	
	A	B		A	B
03	6.00	9.85	08	21.00	24.85
04	9.00	12.85	09	24.00	27.85
05	12.00	15.85	10	27.00	30.85
06	15.00	18.85	11	30.00	33.85
07	18.00	21.85	12	33.00	36.85

X3025HM-XX-N2	Nylon 66 94V-2	X3025TF	X3025W
PART NO	Material	Suitable XKB Terminal	Mates With XKB Wafer

For and on behalf of  
**XKB INDUSTRIAL PRECISION CO., LIMITED**  
 香港星坤工業精密有限公司

△ X					ANGULAR	±5°
△ X					L ≤ 4	±0.2
△ X					4 < L ≤ 16	±0.3
△ X					16 < L ≤ 63	±0.4
MARK	DESCRIPTION	DATE	REVISED	APPROVED	L > 63	±0.5
	REVISIONS				UNSPECIFIED TOLERANCES	

DSND	DATE	SCALE: N/A	MODEL TYPE:		
DWN	DATE	VIEW:	X3025HM-XX-N2		
CHKD	DATE	UNIT: mm	PART NO.:		
APPD	DATE	SIZE: A4	3.00 mm Crimp Style Connectors		
			DWG NO.:		
			WEIGHT	SHEET	REVISION
			1.0g	1/1	A0

**XKB INDUSTRIAL PRECISION CO., LIMITED**

1 2 3 4 5 6 7 8