

**PLEASE CHECK WWW.MOLEX.COM FOR LATEST PART INFORMATION**

**Part Number:** **0015474035**  
**Status:** **Active**  
**Overview:** [cgrid\\_sl\\_products](#)  
**Description:** 2.54mm (.100") C-Grid SL™ Single Row, Female, Version C Receptacle, 3 Circuits

**Documents:**

[3D Model](#) [Product Specification PS-70430 \(PDF\)](#)  
[Drawing \(PDF\)](#) [RoHS Certificate of Compliance \(PDF\)](#)

**Agency Certification**

CSA LR19880  
 UL E29179

**General**

Product Family FFC/FPC Connectors  
 Series [70430](#)  
 Overview [cgrid\\_sl\\_products](#)  
 Product Name SL™

**Physical**

Circuits (Loaded) 3  
 Color - Resin Black  
 Contact Position N/A  
 Durability (mating cycles max) 50  
 Entry Angle Vertical  
 Flammability 94V-0  
 Material - Metal Phosphor Bronze  
 Material - Plating Mating Gold  
 Material - Plating Termination Tin  
 Material - Resin Polyester Alloy  
 Number of Rows 1  
 Orientation Vertical  
 PCB Retention None  
 Packaging Type Tube  
 Pitch - Mating Interface (in) 0.100 In  
 Pitch - Mating Interface (mm) 2.54 mm  
 Plating min: Mating (µin) 30  
 Plating min: Mating (µm) 0.75  
 Plating min: Termination (µin) 75  
 Plating min: Termination (µm) 1.875  
 Polarized to PCB No  
 Stackable Yes  
 Temperature Range - Operating -40°C to +105°C  
 Termination Interface: Style IDT or Pierce  
 Wire/Cable Type FFC/FPC

**Electrical**

Current - Maximum per Contact 1A, 2A  
 Voltage - Maximum 250V

**Material Info**

Old Part Number 70430-0387

**Reference - Drawing Numbers**

Product Specification PS-70430  
 Sales Drawing SDA-70430-0386-0409

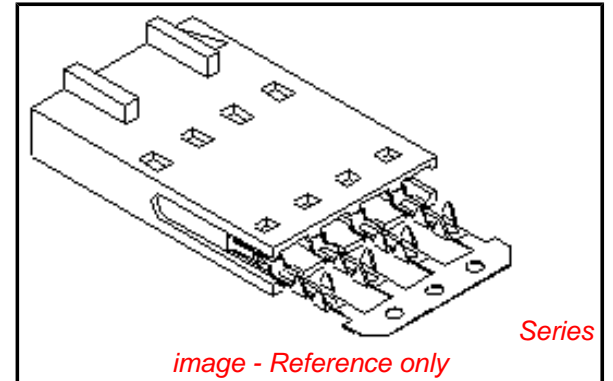


image - Reference only

**EU RoHS**

**ELV and RoHS  
 Compliant  
 REACH SVHC  
 Not Reviewed  
 Halogen-Free  
 Status**

**China RoHS**



**Need more information on product  
 environmental compliance?**

Email [productcompliance@molex.com](mailto:productcompliance@molex.com)  
 For a multiple part number RoHS Certificate of  
 Compliance, [click here](#)

Please visit the [Contact Us](#) section for any  
 non-product compliance questions.

**Search Parts in this Series**

[70430Series](#)

**Mates With**

70544, 70546 straight and 70554, 70556  
 right angle polarized headers

**Application Tooling | FAQ**

*Tooling specifications and manuals are  
 found by selecting the products below.  
 Crimp Height Specifications are then  
 contained in the Application Tooling  
 Specification document.*

**Global**

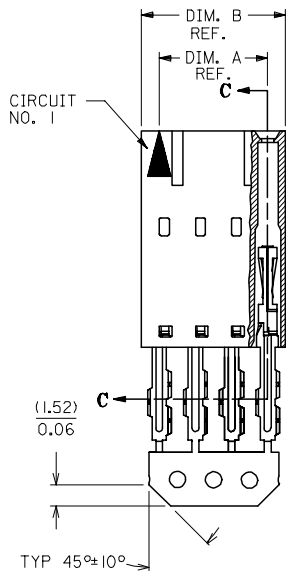
Description	Product #
Manual Ribbon Cable Cutter Hand Tool	<a href="#">0638170100</a>
Tool Kit for Standard Manual Press FFC	<a href="#">0622007400</a>
Standard Manual Press for FFC	<a href="#">0622007800</a>
TM-42™ FFC and SL™ Termination Kit	<a href="#">0622018700</a>

TM-42™ FFC and 0622020800  
SL™ Press and  
Termination Kit for  
110v applications

This document was generated on 05/18/2010

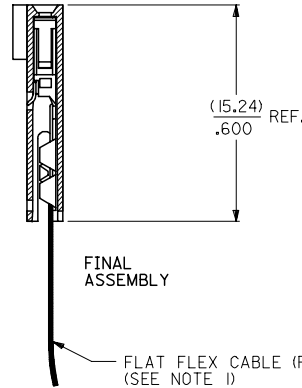
**PLEASE CHECK [WWW.MOLEX.COM](http://WWW.MOLEX.COM) FOR LATEST PART INFORMATION**

"C" - OPTION



PRE-LOAD ASSEMBLY

SECTION C-C



FINAL ASSEMBLY

NOTES:

- 1) PRE LOADED ASSEMBLY TO BE USED WITH (0.30)/.012 MAX. THICK FLAT FLEX CABLE WITH (1.57)/.062 WIDE COPPER CONDUCTORS ON (2.54)/.100 CENTERS OR, (0.13)/.005 - (0.28)/.011 THICK MYLAR WITH (1.02)/.040 - (1.65)/.065 WIDE SILVER INK CONDUCTORS ON (2.54)/.100 CENTERS.
- 2) STANDARD PACKING PER PK70873-0001 SHALL BE USED.
- 3) SEE CHART FOR CIRCUIT SIZES, 'A' AND 'B' DIMENSIONS.
- 4) TWO (2) CIRCUIT ASSEMBLIES SUPPLIED AS GROUPED PAIRS.
- 5) PART MATES WITH (0.64)/.025 SQ. PINS, (8.13)/.320 TO (5.08)/.200 LONG ON (2.54)/.100 CENTERS.
- 6) REFER TO SDA-70430-\*\*\*\* (SHEET 3) FOR MINOR VARIATIONS TO 'G' OPTION HOUSINGS.
- 7) PARTS CONFORM TO CLASS B OF COSMETIC SPECIFICATION PS-45499-002.

CKT. SIZE	EDP. NO.	ENG. NO.	A	B
2	015-47-4025	70430-0386	(2.54) .100	(5.05) .199
3	015-47-4035	70430-0387	(5.08) .200	(7.59) .299
4	015-47-4045	70430-0388	(7.62) .300	(10.13) .399
5	015-47-4055	70430-0389	(10.16) .400	(12.67) .499
6	015-47-4065	70430-0390	(12.70) .500	(15.21) .599
7	015-47-4075	70430-0391	(15.24) .600	(17.75) .699
8	015-47-4085	70430-0392	(17.78) .700	(20.29) .799
9	015-47-4095	70430-0393	(20.32) .800	(22.83) .899
10	015-47-4105	70430-0394	(22.86) .900	(25.37) .999
11	015-47-4115	70430-0395	(25.40) 1.000	(27.91) 1.099
12	015-47-4125	70430-0396	(27.94) 1.100	(30.45) 1.199
13	015-47-4135	70430-0397	(30.48) 1.200	(32.99) 1.299
14	015-47-4145	70430-0398	(33.02) 1.300	(35.53) 1.399
15	015-47-4155	70430-0399	(35.56) 1.400	(38.07) 1.499
16	015-47-4165	70430-0400	(38.10) 1.500	(40.61) 1.599
17	015-47-4175	70430-0401	(40.64) 1.600	(43.15) 1.699
18	015-47-4185	70430-0402	(43.18) 1.700	(45.69) 1.799
19	015-47-4195	70430-0403	(45.72) 1.800	(48.23) 1.899
20	015-47-4205	70430-0404	(48.26) 1.900	(50.77) 1.999
21	015-47-4215	70430-0405	(50.80) 2.000	(53.31) 2.099
22	015-47-4225	70430-0406	(53.34) 2.100	(55.85) 2.199
23	015-47-4235	70430-0407	(55.88) 2.200	(58.39) 2.299
24	015-47-4245	70430-0408	(58.42) 2.300	(60.93) 2.399
25	015-47-4255	70430-0409	(60.96) 2.400	(63.47) 2.499

HOUSING MATERIAL: GLASS FILLED POLYESTER, UL 94V-0.  
 TERMINAL MATERIAL: PHOSPHOR BRONZE.  
 PLATING: 30 GOLD - .000030 MINIMUM GOLD PLATE IN SELECT AREA,  
                   .000075 MINIMUM TIN PLATE IN SELECT AREA,  
                   .000050 MINIMUM NICKEL PLATE OVER-ALL.

CONTACT PLATING	COLOR CODE
TIN	NONE
15 GOLD	YELLOW
30 GOLD	RED

ADD TOLERANCE FC NO: UCP2007-2849 DRAWN: JORGAN 2007/05/18 CHKD: MS BARRA 2007/05/21 APPR: SMILLER 2007/05/21 REV:	QUALITY SYMBOLS	GENERAL TOLERANCES (UNLESS SPECIFIED) mm INCH 4 PLACES ± --- ± --- 3 PLACES ± --- ± .010 2 PLACES ± 0.25 ± .015 1 PLACE ± 0.38 ± --- ANGULAR ±1/2°	DIMENSION STYLE	SCALE	DESIGN UNITS	THIRD ANGLE PROJECTION	
	=0 ∇=0		MM/IN	4:1	INCH	DRAWN BY DATE RAS 1986/07/21 CHECKED BY DATE MJM 1986/07/21 APPROVED BY DATE WAZ 1986/07/21 MATERIAL NO. DOCUMENT NO.	TITLE ASSEMBLY, CONNECTOR FFC FEMALE SINGLE ROW (2.54)/.100 GRID MOLEX INCORPORATED
	DRAFT WHERE APPLICABLE MUST REMAIN WITHIN DIMENSIONS		SEE TABLE	SDA-70430-0386-0409	SHEET NO. 1 OF 1		
	THIS DRAWING CONTAINS INFORMATION THAT IS PROPRIETARY TO MOLEX INCORPORATED AND SHOULD NOT BE USED WITHOUT WRITTEN PERMISSION						