

# C01 Series Common Mode Choke



## Features

- Closed Magnetic Path Offers Superior Performance
- Low Profile or Vertical Mount Available
- Windings Balanced Within 1%
- Provides 3.0mm Clearance Between Windings

## Applications

- Switching Power Supply Input Circuits



**Packaging** Tray=40 piece, Box=10 trays, Box=400 pieces

### ELECTRICAL SPECIFICATIONS — HIGH SERIES

Part Number	Inductance (mH min.)*	IDC (Amps)	Lkg. L *(uH max.)	SRF (MHz min.)	DCR (mΩ max.)	Isolation (V rms)
C01-0150-02-00	15	1	125	0.25	320	1250
C01-0110-02-00	11	2	90	0.3	200	1250
C01-0075-02-00	7.5	3	65	0.3	90	1250
C01-0030-02-00	3	5	40	1.1	45	1250
C01-0020-02-00	2	8	25	0.8	20	1250
C01-0012-02-00	1.2	12	15	2	12	1250

\*Measured @ 10 kHz, 0.5V rms

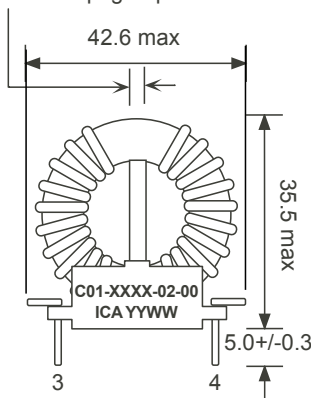
### ELECTRICAL SPECIFICATIONS — STANDARD SERIES

Part Number	Inductance (mH min.)*	IDC (Amps)	Lkg. L *(uH max.)	SRF (MHz min.)	DCR (mΩ max.)	Isolation (V rms)
C01-0100-01-00	10	1	85	0.3	250	1250
C01-0050-01-00	5	2	45	0.6	100	1250
C01-0030-01-00	3	3	30	0.8	50	1250
C01-0020-01-00	2	5	25	1.1	30	1250
C01-0012-01-00	1.2	8	15	1	16	1250
C01-0008-01-00	0.8	12	12	1.5	9	1250

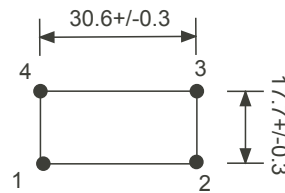
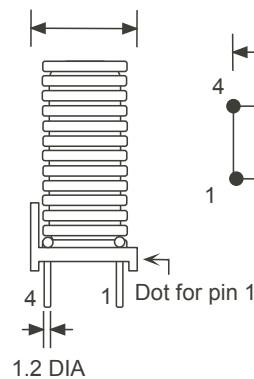
\*Measured @ 10 kHz, 0.5V rms

### MECHANICAL - HIGH INDUCTANCE

3 mm Creepage Spacer

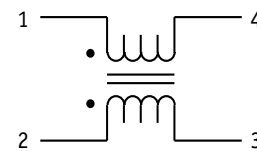


23.3 +/- 0.2



TOP VIEW

## Schematic



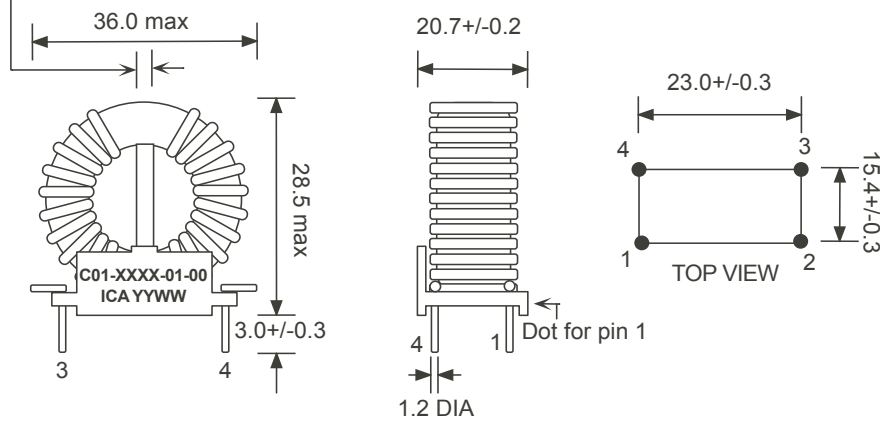
units: mm

# Common Mode Chokes

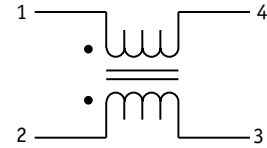
# C01 Series

## MECHANICAL STANDARD INDUCTANCE

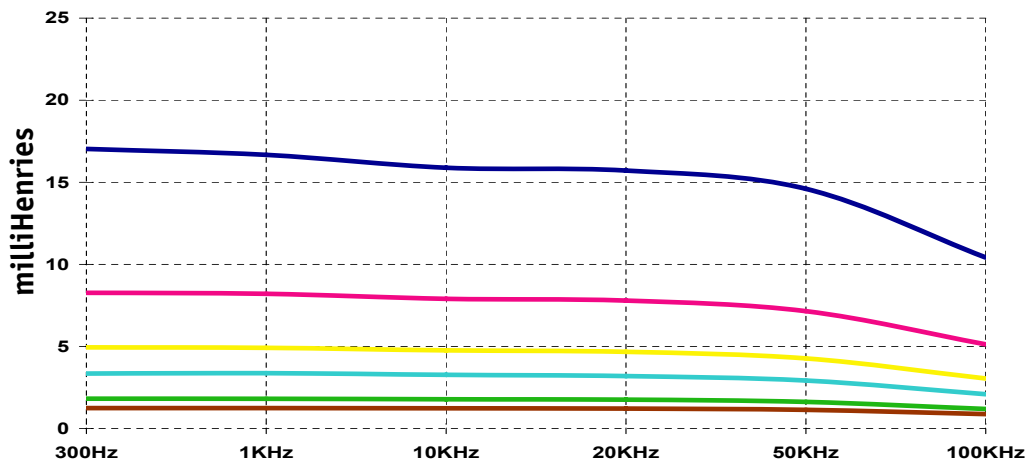
3 mm Creepage Spacer



## Schematic



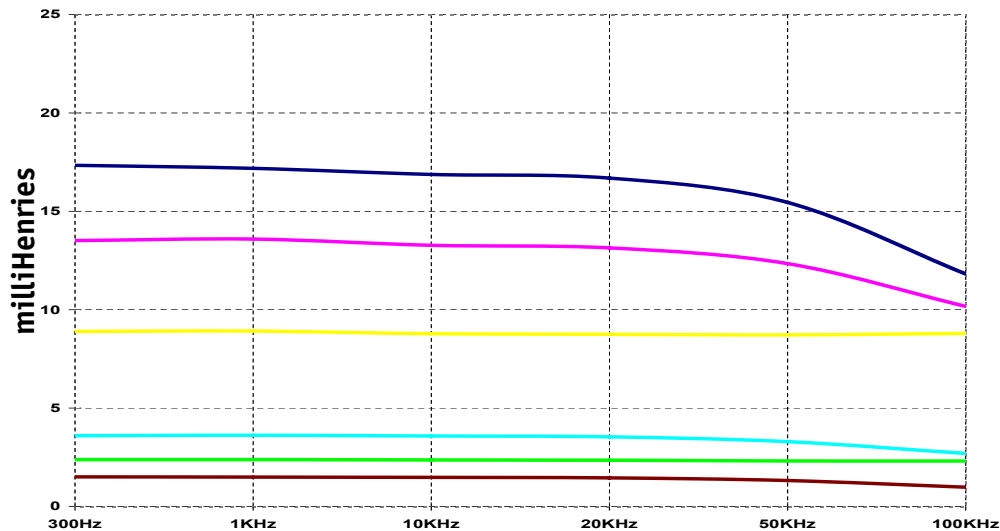
## ELECTRICAL SPECIFICATIONS — HIGH SERIES



## High Series

- C01-0150-02-00
- C01-0110-02-00
- C01-0075-02-00
- C01-0030-02-00
- C01-0020-02-00
- C01-0012-02-00

## ELECTRICAL SPECIFICATIONS — STANDARD SERIES



## Standard Series

- C01-0100-01-00
- C01-0050-01-00
- C01-0030-01-00
- C01-0020-01-00
- C01-0012-01-00
- C01-0008-01-00