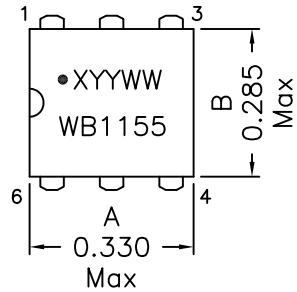
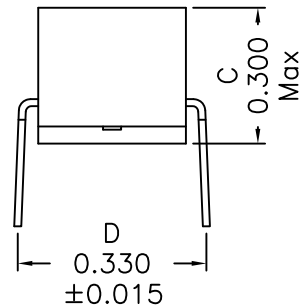
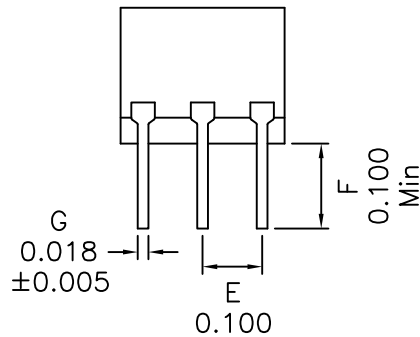


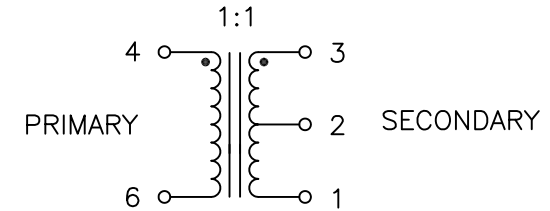
1. Mechanical Dimensions:



Top view



2. Schematic:



3. Electrical Specifications: @25°C

IMPEDANCE RATIO: Pins (4-6):(3-1)=1:1±5%

INSERTION LOSS: 3dB Typ @0.003MHz-300MHz

2dB Typ @0.01-150MHz

1dB Typ @0.02-50MHz

ISOLATION: 500Vac Wdg-Wdg

Power: 1W at 100 Ohms

Notes:

1. Solderability: Leads shall meet MIL-STD-202G, Method 208H for solderability.
2. Flammability: UL94V-0
3. ASTM oxygen index: > 28%
4. Insulation System: Class F 155°C. UL file E151556
5. Operating Temperature Range: All listed parameters are to be within tolerance from -40°C to +85°C
6. Storage Temperature Range: -55°C to +125°C
7. Aqueous wash compatible
8. Electrical and mechanical specifications 100% tested
9. RoHS Compliant Component

DOC. REV: A/5

XFMRs Inc www.XFMRs.com	Title: Wide Band RF Transformer		
	UNLESS OTHERWISE SPECIFIED	P/N: XFWB1155-CM	REV. A
TOLERANCES: .xxx ±0.010	DWN.	Yuan	Dec-05-13
Dimensions in Inch	CHK.	YK Liao	Dec-05-13
SHEET 1 OF 1	APP.	BW	Dec-05-13

PROPRIETARY

Document is the property of XFMRs Group & is not allowed to be duplicated without authorization.