

Detector Switch MSS-10-1 Series

Feature

- ◇ Sliding contact type
- ◇ For micro-current
- ◇ Wide actuator-variation.

Applications

- ◇ FAX, Copying machine, Label printer
- ◇ CD, DVD-RAM printer
- ◇ Video camera, Game



MSS-10-1



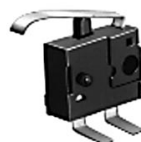
MSS-10A-1



MSS-10F-20



MSS-10L2-1



MSS-10R2-16



MSS-13S

Products Line

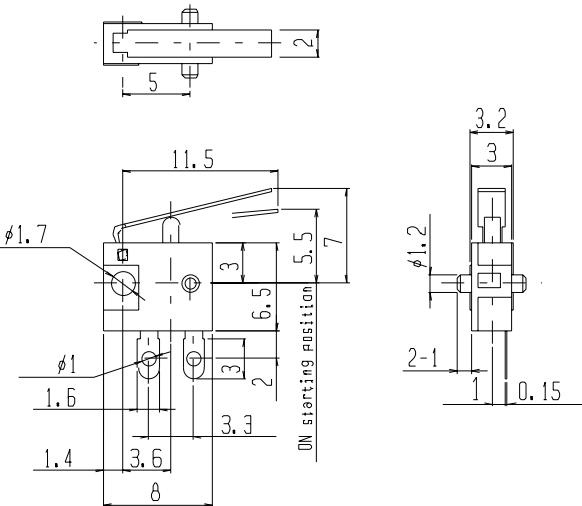
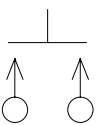
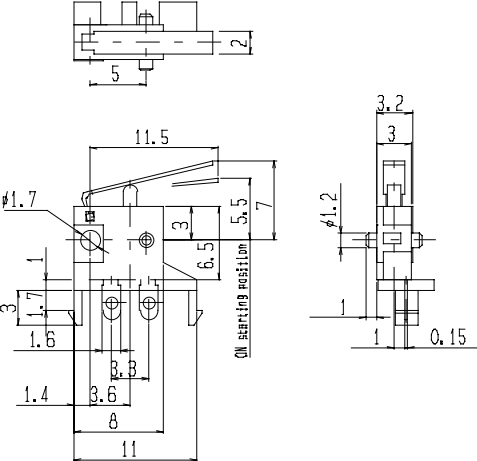
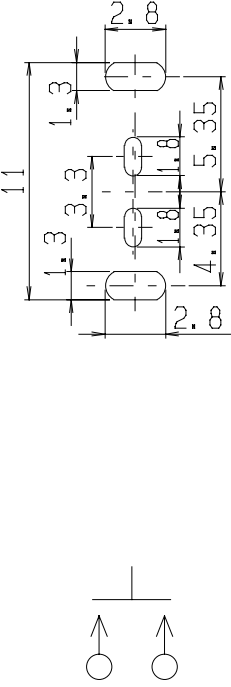
| No | Products No | Poles | Positions | Operating force |
|----|-------------|-------|-----------|---------------------------|
| 1 | MSS-10-1 | 1 | 1 | 0.19N plus or minus 0.09N |
| 2 | MSS-10A-1 | 1 | 1 | 0.19N plus or minus 0.09N |
| 3 | MSS-10F-20 | 1 | 1 | 0.25N max |
| 4 | MSS-10L2-1 | 1 | 1 | 0.19N plus or minus 0.09N |
| 5 | MSS-10R2-16 | 1 | 1 | 0.34N max |
| 6 | MSS-13S | 1 | 1 | 0.39N plus or minus 0.24N |

Typical Specifications

| Items | Specifications |
|---------------------------------|------------------------------|
| Ratings | 0.1A 16V DC (Resistive load) |
| Contact resistance | 200 milliohm max |
| Insulation resistance | 100 megohm min. 250V DC |
| Withstanding voltage | 250V AC for 1min |
| Operating life with load | 30,000 cycles |

Dimensions

Unit : mm

| No | Style | P.C.B reference land Dimensions Circuit Diagram (TOP VIEW) |
|----|---|--|
| 1 | <p>MSS-10-1</p>  <p>Technical drawings of MSS-10-1 component. Side view shows a length of 5 mm and a diameter of 2 mm. Top view shows a width of 8 mm and a height of 7 mm. Dimensions include 11.5, 1.7, 1.6, 1.4, 3.6, 3.3, 3, 2, 6.5, 5.5, and 3. Front view shows a diameter of 1.2 mm, a length of 2-1, and a diameter of 1 mm. A note indicates 'ON starting position'.</p> |  <p>Circuit diagram for MSS-10-1 showing a top view with two circular terminals.</p> |
| 2 | <p>MSS-10A-1</p>  <p>Technical drawings of MSS-10A-1 component. Side view shows a length of 5 mm and a diameter of 2 mm. Top view shows a width of 11 mm and a height of 7 mm. Dimensions include 11.5, 1.7, 1.6, 1.4, 3.6, 3.3, 3, 2, 6.5, 5.5, and 3. Front view shows a diameter of 1.2 mm, a length of 2-1, and a diameter of 1 mm. A note indicates 'ON starting position'.</p> |  <p>Circuit diagram for MSS-10A-1 showing a top view with two circular terminals. Dimensions include 11, 1.3, 2.8, 3.3, 1.8, 5.35, 4.35, 1.8, 2, and 1.3.</p> |

□ Notes

1. The appearance and specifications of the product may be modified without prior notice to improve its performance.
2. This catalog shows only outline specifications. When using the product, please obtain formal specifications supply.
3. Please see appendix [Cautions in Using Switches].
4. For high safety applications, please confirm with protection and redundant circuit.
5. This detector switch is not a washable type.
6. In manual soldering, consideration should be given to apply the soldering iron to the tip of the terminal so that unusual pressure is not applied to the terminal.
7. Please do not apply pressure for 1 minute after soldering.
8. Since soldering quality may deteriorate due to sulfuration and oxidation of terminals, please use as soon as possible within maximum 6 months after delivery and use within a after opening the package condition and the one within 1 week after you unpack it again.
9. Please confirm the performance on actual operation by simulation with actual environment environments for high reliability.