

90-360 THRU 90-486 WR/RBM TYPE 184

Heavy-Duty General Purpose Relay Operates in Any Position



Totally Enclosed Relay

Operates in Any Position
Isolated Coil and Mounting Bracket

FEATURES

- Compact, totally enclosed design.
- For heating and cooling applications and general switching.
- Quiet, reliable and economical.

SPECIFICATIONS

Temperature Range	-40°F to 150°F
Mechanical Life (no load)	1,000,000 operations, 120 operations/min.
Electrical Life (rated load)	100,000 operations, 6 operations/min.
		Load test making inrush rating (0.4 to 0.5 P.F.); breaking 100% continuous rating (0.65 to 0.8 P.F.)
Weight (approximate)	2.3 oz.
Agency	U.L. file number E12139 or E22381 C.S.A. file number LR13360
Coils, Frequency	50/60 Hz
Coils, Insulation	Class B
Coils, Termination	1/4" Quick Connect
Coils, Operate	85% of nominal coil voltage; 110% maximum safe operate
Coils, Duty Cycle	Continuous

SINGLE POLE NORMALLY OPEN, SINGLE POLE DOUBLE THROW (SPDT) ISOLATED CONTACTS (SPNO/SPNC)

Model Number			Coil Voltage AC (50/60 Hz)	Res DC OHMS	Coil Data		Inrush VA
SPNO	SPDT	SPNO/SPNC			Nom. Current MA	Nominal VA Sealed	
90-360	90-370	90-380	24	77	125	3	4
90-362	90-372	90-382	120	2,000	25	3	4
90-364	90-374	90-384	240	6,050	12.5	3	4
90-466	90-476	90-486	277	10,300	10.8	3	4

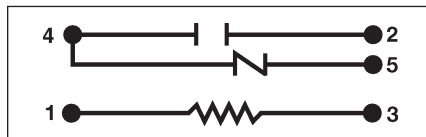
CONTACT RATING

Inductive	Resistive
12 Amps. Continuous 60 Amps. Inrush @ 125 VAC	18 Amps. Continuous @ 277 VAC
8 Amps. Continuous 48 Amps. Inrush @ 250 VAC	

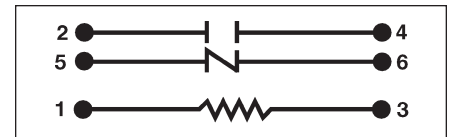
WIRING DIAGRAMS



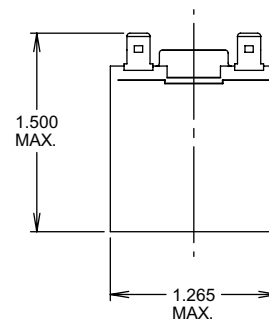
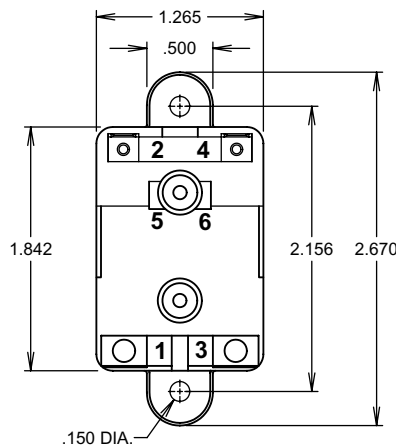
SPNO



SPDT



SPNO/SPNC



Mouser Electronics

Authorized Distributor

Click to View Pricing, Inventory, Delivery & Lifecycle Information:

White-Rodgers:

[90-360S1](#) [90-362S1](#) [90-372S1](#) [90-380](#) [90-384](#) [90-466](#) [90-476](#) [90-486](#) [90-374](#) [90-372](#) [90-382](#) [90-362](#) [90-370](#)
[90-360](#)