

## Specifications


Contact Resistance:	20mΩ max. at 100mA DC
Insulation Resistance:	1,000MΩ min at 500V
Withstanding Voltage:	500V AC
Current Rating:	1A
Operating Temperature Range:	-40°C to +105°C
Soldering Temp.:	230°C min. / 60 sec., 260°C peak

## Materials and Finish

Insulator:	Nylon 6T, glass reinforced, UL 94V-0 rated
Terminals:	Phosphor bronze
Contact Plating:	Au Flash

## Features

- Pin count from 4 to 80



## Part Number (Details)

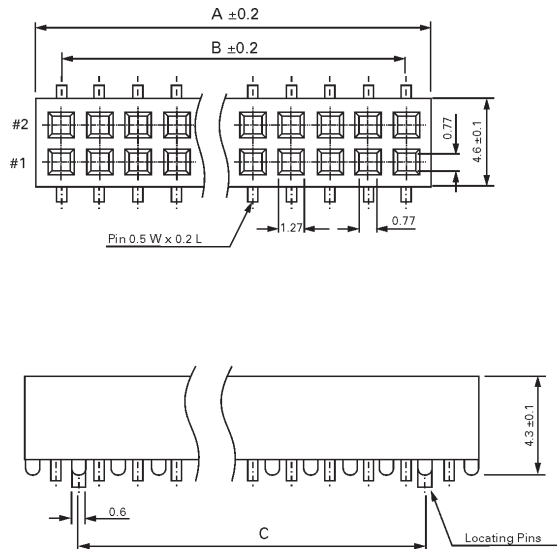
**ZS5A - \*\* G2**

Series No.

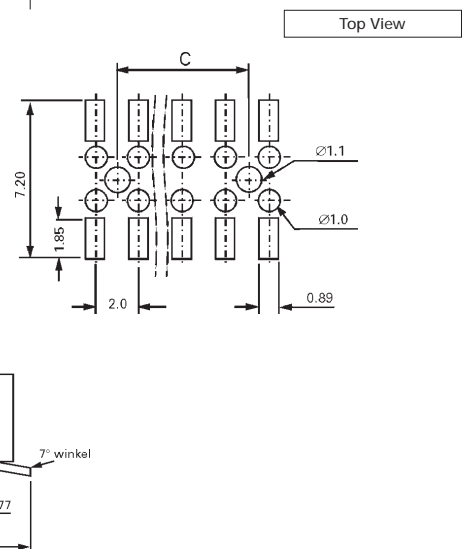
No. of Contact Pins  
(4 to 80)

Mating Face Plating:  
G2 = Gold Flash

## Outline Connector Dimensions

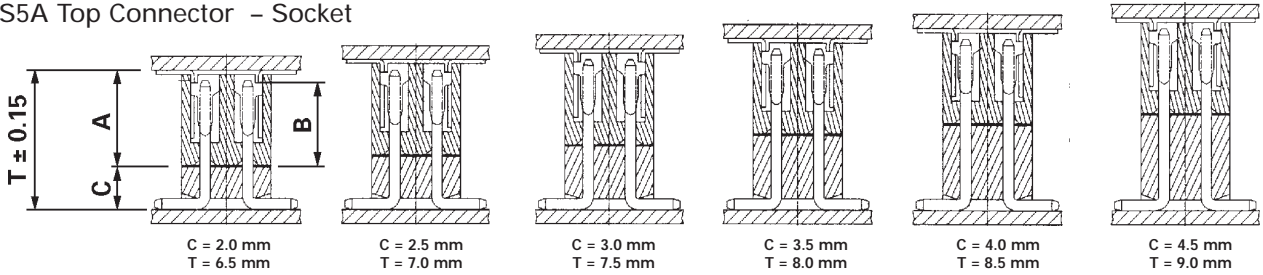


## Recommended PCB Layout



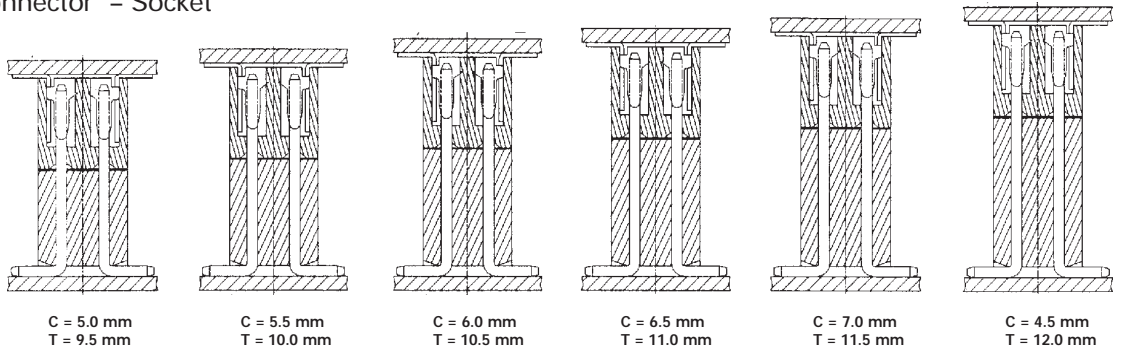
Part Number	Dim. A	Dim. B	Dim. C	Part Number	Dim. A	Dim. B	Dim. C
ZS5A-04-G2	4.6	2.0	2.0	ZS5A-44-G2	44.6	42.0	40.0
ZS5A-06-G2	6.6	4.0	2.0	ZS5A-46-G2	46.6	44.0	42.0
ZS5A-08-G2	8.6	6.0	4.0	ZS5A-48-G2	48.6	46.0	44.0
ZS5A-10-G2	10.6	8.0	6.0	ZS5A-50-G2	50.6	48.0	46.0
ZS5A-12-G2	12.6	10.0	8.0	ZS5A-52-G2	52.6	50.0	48.0
ZS5A-14-G2	14.6	12.0	10.0	ZS5A-54-G2	54.6	52.0	50.0
ZS5A-16-G2	16.6	14.0	12.0	ZS5A-56-G2	56.6	54.0	52.0
ZS5A-18-G2	18.6	16.0	14.0	ZS5A-58-G2	58.6	56.0	54.0
ZS5A-20-G2	20.6	18.0	16.0	ZS5A-60-G2	60.6	58.0	56.0
ZS5A-22-G2	22.6	20.0	18.0	ZS5A-62-G2	62.6	60.0	58.0
ZS5A-24-G2	24.6	22.0	20.0	ZS5A-64-G2	64.6	62.0	60.0
ZS5A-26-G2	26.6	24.0	22.0	ZS5A-66-G2	66.6	64.0	62.0
ZS5A-28-G2	28.6	26.0	24.0	ZS5A-68-G2	68.6	66.0	64.0
ZS5A-30-G2	30.6	28.0	26.0	ZS5A-70-G2	70.6	68.0	66.0
ZS5A-32-G2	32.6	30.0	28.0	ZS5A-72-G2	72.6	70.0	68.0
ZS5A-34-G2	34.6	32.0	30.0	ZS5A-74-G2	74.6	72.0	70.0
ZS5A-36-G2	36.6	34.0	32.0	ZS5A-76-G2	76.6	74.0	72.0
ZS5A-38-G2	38.6	36.0	34.0	ZS5A-78-G2	78.6	76.0	74.0
ZS5A-40-G2	40.6	38.0	36.0	ZS5A-80-G2	80.6	78.0	76.0
ZS5A-42-G2	42.6	40.0	38.0				

ZS5A Top Connector – Socket



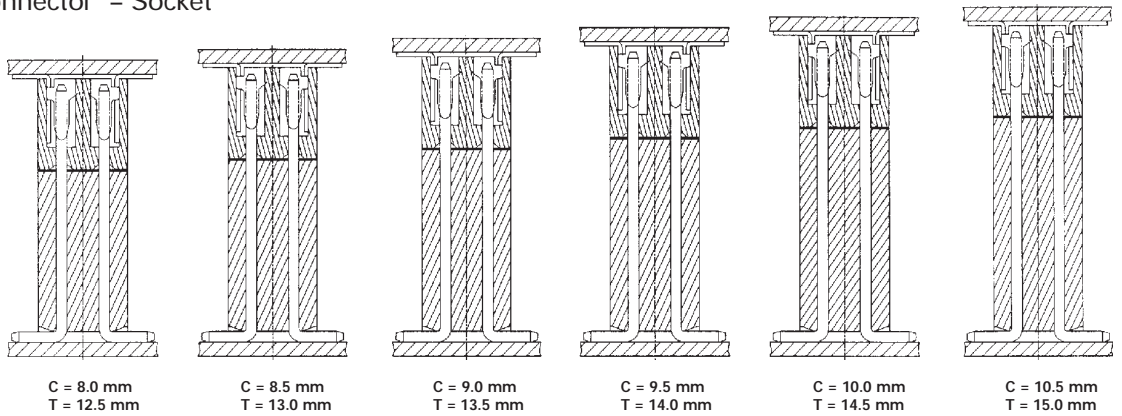
ZP4 Bottom Connector – Pin Header

ZS5A Top Connector – Socket




ZP4 Bottom Connector – Pin Header

ZS5A Top Connector – Socket



ZP4 Bottom Connector – Pin Header

ZS5A Top Connector – Socket



ZP4 Bottom Connector – Pin Header

**Information:**

Dimension 'A' = 4.50 mm  
 Dimension 'B' = 4.00 mm  
 These dimensions remain constant for the socket  
**ZS5A**

Dimension 'C' = Height  
 These dimensions vary from 2.0 mm to 12.0 mm for the pin header  
**ZP4**

Total height = 'T' ±0.15