Part	L	Tol	R_{DC}	I_{DC}
	(μH)	%	MAX	I_N
			(Ω)	(A)
CDRH6D28-3R0	3.0uH @ 10kHz	N	0.024	3
CDRH6D28-3R9	3.9uH @ 10kHz	N	0.027	2.6
CDRH6D28-5R0	5.0uH @ 10kHz	N	0.031	2.4
CDRH6D28-6R0	6.0uH @ 10kHz	N	0.035	2.25
CDRH6D28-7R3	7.3uH @ 10kHz	N	0.054	2.1
CDRH6D28-8R6	8.6uH @ 10kHz	N	0.058	1.85
CDRH6D28-100	10uH @ 10kHz	N	0.065	1.7
CDRH6D28-120	12uH @ 10kHz	N	0.07	1.55
CDRH6D28-150	15uH @ 10kHz	N	0.084	1.4
CDRH6D28-180	18uH @ 10kHz	N	0.095	1.32
CDRH6D28-220	22uH @ 10kHz	N	0.128	1.2
CDRH6D28-270	27uH @ 10kHz	N	0.142	1.05
CDRH6D28-330	33uH @ 10kHz	N	0.165	0.97
CDRH6D28-390	39uH @ 10kHz	N	0.21	0.86
CDRH6D28-470	47uH @ 10kHz	N	0.238	0.8
CDRH6D28-560	56uH @ 10kHz	N	0.277	0.73
CDRH6D28-680	68uH @ 10kHz	N	0.304	0.65
CDRH6D28-820	82uH @ 10kHz	N	0.39	0.6
CDRH6D28-101	100uH @ 10kHz	N	0.535	0.54

SPECIFICATION

TYPE = CDRH6D28
CONSTRUCTION = SURFACE MOUNT POWER INDUCTOR
TERIMAL COATING = NICKEL / SILVER
OPERATING TEMP. = -40 TO +85˚C
STORAGE TEMP = -55 TO +125˚C
INSULATION RESISTANCE = 100MOhm. 100V TERMINAL-CORE
DIELECTRIC STREGTH = 250Vac TERMINAL-CORE
HUMIDITY EFFECTS = L±5 @ 95%RH, 40˚C, 1HR
Q±5 @ 95%RH, 40˚C, 1HR
PACKAGING = 1500PCS/REEL
MARKING = 3 CHARACTERS, VALUE

NOTE

TOLERANCES L=15%; M=20%; N=30%

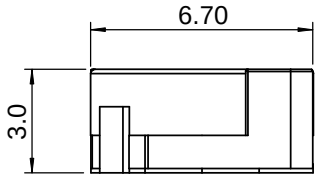

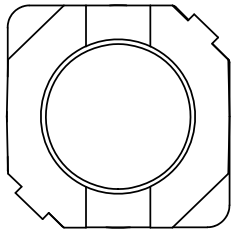

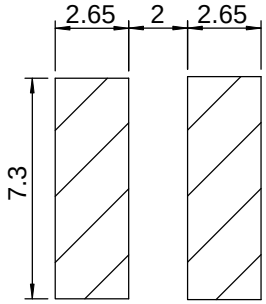

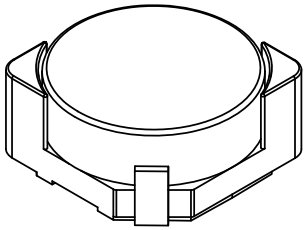

PROPRIETARY AND CONFIDENTIAL
THE INFORMATION CONTAINED IN THIS DRAWING IS THE SOLE PROPERTY OF AIT COMPONENTS LTD. ANY REPRODUCTION IN PART OR AS A WHOLE WITHOUT THE WRITTEN PERMISSION OF AIT COMPONENTS LTD IS STRICTLY PROHIBITED.

	NAME	DATE
DRAWN		
CHECKED		
ENG APPR.		

UNLESS OTHERWISE SPECIFIED
DIMENSIONS ARE IN MILLIMETERS
TOLERANCES:
ONE PLACE DECIMAL +/-0.3
TWO PLACE DECIMAL +/-0.13
ANGLE +/-1 DEGREE

MATERIAL --

FINISH --

DO NOT SCALE DRAWING

AIT COMPONENTS LTD
www.aitcomponents.com

TITLE:
CDRH6D28 SMD
POWER INDUCTOR

SIZE A | DWG. NO. CDRH6D28 SMD POWER INDUCTOR | REV. 00

SCALE:1:1 | SHEET 1 OF 1