


Subminiature Fuse, 6.4 mm, Quick-Acting F, 125 VAC, 125 VDC



UL 248-14 · 125VAC · 125VDC · Quick-Acting F



### Description

- Directly solderable on printed circuit boards

### Standards

- UL 248-14  
- CSA C22.2 no. 248.14

### Approvals

- UL File Number: E41599


### References

[General Product Information](#)  
[Packaging Details](#)  
Corresponding Fuseholder [FME](#); [FMR](#); [FMS \(125V\)](#)

### Weblinks

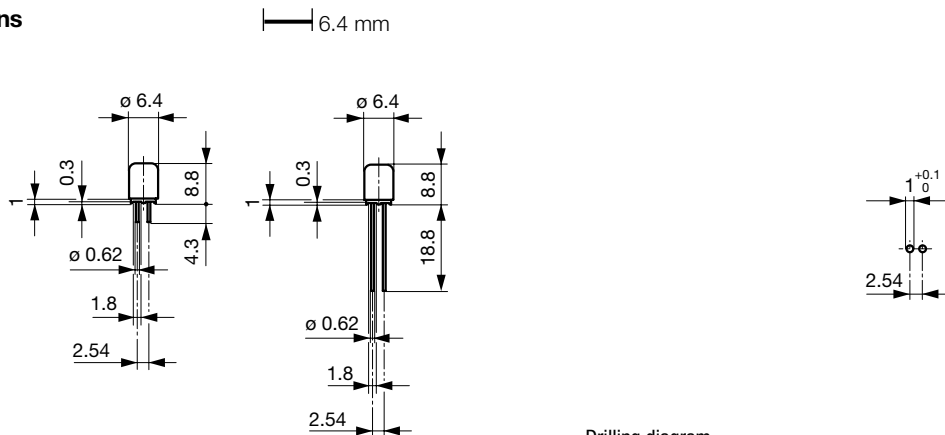
[Approvals](#), [RoHS](#), [CHINA-RoHS](#), [e-Store](#), [Distributor-Stock-Check](#), [Accessories](#), [Product Change Notification \(PCN\)](#)

### Technical Data

Rated Voltage	125 VAC, 125 VDC
Rated Current	0.1 - 5 A
Breaking Capacity	100 A
Characteristic	Quick-Acting F
Mounting	PCB, THT
Admissible Ambient Air Temp.	-55 °C to 125 °C
Climatic Category	55/125/21 acc. to IEC 60068-1
Material: Housing	Thermoplastic, UL 94V-0
Material: Terminals	Tin-Plated Copper
Unit Weight	0.34 g
Storage Conditions	0 °C to 60 °C, max. 70% r.h.
Product Marking	 Type, Current, Voltage, Characteristic, Approvals

Soldering Methods	Wave, Iron
Solderability	235 °C / 2 sec acc. to IEC 60068-2-20, Test Ta, method 1
Resistance to Soldering Heat	260 °C / 5 sec acc. to IEC 60068-2-20, Test Tb, method 1A
Life Test	MIL-STD-202, Method 108A (1000h @ 0.42*ln @ 70°C)
Terminal Strength	MIL-STD-202, Method 211A (Deflection of board 1 mm for 1 minute)
Case Resistance	acc. to EIA/IS-722, Test 4.7 >100 MΩ (between leads and body)
Mechanical Shock	MIL-STD-202, Method 213B (Shock 50gn, half sine wave, 11 ms)
Vibration, High Frequency	MIL-STD-202, Method 204D (Shock 20 gn, 20 min, 10-2 kHz, 12 cyc.)
Resistance to Solvents	MIL-STD-202, Method 215A
Flammability	min. UL 94V-1 (acc. to EIA/IS-722, Test 4.12)

### Dimensions



Drilling diagram

### Pre-Arcing Time


Rated Current I <sub>n</sub>	1.5 x I <sub>n</sub> max.	2.0 x I <sub>n</sub> max.	2.75 x I <sub>n</sub> max.	4.0 x I <sub>n</sub> max.	10.0 x I <sub>n</sub> max.
0.1 A - 5 A	10 min	5 s	300 ms	30 ms	4 ms


## Variants

S = Short Terminals

L = Long Terminals

T = Taped and Reeled

Rated Current [A]	Rated Voltage [VAC]	Rated Voltage [VDC]	Breaking Capacity	Voltage Drop 1.0 In max. [mV]	Voltage Drop 1.0 In typ. [mV]	Power Dissipation 1.0 I <sub>n</sub> max. [mW]	Melting I <sup>2</sup> t 10.0 Intyp. [A <sup>2</sup> s]				S	L	T	Order Number
0.1	125	125	1)	1000	690	100	0.0007	●	●	●				0034.4209
0.125	125	125	1)	1000	960	100	0.0015	●	●	●				0034.4210
0.16	125	125	1)	1000	850	100	0.0036	●	●	●				0034.4211
0.2	125	125	1)	700	680	100	0.0033	●	●	●				0034.4212
0.25	125	125	1)	700	620	100	0.0055	●	●	●				0034.4213
0.315	125	125	1)	700	680	200	0.025	●	●	●				0034.4214
0.4	125	125	1)	400	180	100	0.013	●	●	●				0034.4215
0.5	125	125	1)	400	180	100	0.02	●	●	●				0034.4216
0.63	125	125	1)	400	180	100	0.045	●	●	●				0034.4217
0.71	125	125	1)	400	140	100	0.045	●	●	●				0034.4218
0.75	125	125	1)	400	170	100	0.02	●	●	●				0034.4219
0.8	125	125	1)	400	150	100	0.04	●	●	●				0034.4220
1	125	125	1)	400	150	100	0.07	●	●	●				0034.4221
1.25	125	125	1)	190	150	200	0.12	●	●	●				0034.4222
1.6	125	125	1)	190	150	200	0.29	●	●	●				0034.4223
2	125	125	1)	190	130	200	0.43	●	●	●				0034.4224
2.5	125	125	1)	190	120	300	0.6	●	●	●				0034.4225
3.15	125	125	1)	190	120	400	1.1	●	●	●				0034.4226
4	125	125	1)	190	120	500	1.9	●	●	●				0034.4227
5	125	125	1)	190	120	600	3	●	●	●				0034.4228
0.1	125	125	1)	1000	690	100	0.0007	●	●		●			0034.4239
0.125	125	125	1)	1000	960	100	0.0015	●	●		●			0034.4240
0.16	125	125	1)	1000	850	100	0.0036	●	●		●			0034.4241
0.2	125	125	1)	700	680	100	0.0033	●	●		●			0034.4242
0.25	125	125	1)	700	620	100	0.0055	●	●		●			0034.4243
0.315	125	125	1)	700	680	200	0.025	●	●		●			0034.4244
0.4	125	125	1)	400	180	100	0.013	●	●		●			0034.4245
0.5	125	125	1)	400	180	100	0.02	●	●		●			0034.4246
0.63	125	125	1)	400	180	100	0.045	●	●		●			0034.4247
0.71	125	125	1)	400	140	100	0.045	●	●		●			0034.4248
0.75	125	125	1)	400	170	100	0.02	●	●		●			0034.4249
0.8	125	125	1)	400	150	100	0.04	●	●		●			0034.4250
1	125	125	1)	400	150	100	0.07	●	●		●			0034.4251
1.25	125	125	1)	190	150	200	0.12	●	●		●			0034.4252
1.6	125	125	1)	190	150	200	0.29	●	●		●			0034.4253
2	125	125	1)	190	130	200	0.43	●	●		●			0034.4254
2.5	125	125	1)	190	120	300	0.6	●	●		●			0034.4255
3.15	125	125	1)	190	120	400	1.1	●	●		●			0034.4256
4	125	125	1)	190	120	500	1.9	●	●		●			0034.4257
5	125	125	1)	190	120	600	3	●	●		●			0034.4258
0.1	125	125	1)	1000	690	100	0.0007	●	●			●		0034.4539
0.125	125	125	1)	1000	960	100	0.0015	●	●			●		0034.4540
0.16	125	125	1)	1000	850	100	0.0036	●	●			●		0034.4541
0.2	125	125	1)	700	680	100	0.0033	●	●			●		0034.4542
0.25	125	125	1)	700	620	100	0.0055	●	●			●		0034.4543
0.315	125	125	1)	700	680	200	0.025	●	●			●		0034.4544
0.4	125	125	1)	400	180	100	0.013	●	●			●		0034.4545
0.5	125	125	1)	400	180	100	0.02	●	●			●		0034.4546
0.63	125	125	1)	400	180	100	0.045	●	●			●		0034.4547
0.71	125	125	1)	400	140	100	0.045	●	●			●		0034.4548
0.75	125	125	1)	400	170	100	0.02	●	●			●		0034.4549

Rated Current [A]	Rated Voltage [VAC]	Rated Voltage [VDC]	Breaking Capacity	Voltage Drop 1.0 I <sub>n</sub> max. [mV]	Voltage Drop 1.0 I <sub>n</sub> typ. [mV]	Power Dissipation 1.0 I <sub>n</sub> max. [mW]	Melting I <sup>2</sup> t 10.0 Intyp. [A <sup>2</sup> s]				Order Number
0.8	125	125	1)	400	150	100	0.04	●	●	●	0034.4550
1	125	125	1)	400	150	100	0.07	●	●	●	0034.4551
1.25	125	125	1)	190	150	200	0.12	●	●	●	0034.4552
1.6	125	125	1)	190	150	200	0.29	●	●	●	0034.4553
2	125	125	1)	190	130	200	0.43	●	●	●	0034.4554
2.5	125	125	1)	190	120	300	0.6	●	●	●	0034.4555
3.15	125	125	1)	190	120	400	1.1	●	●	●	0034.4556
4	125	125	1)	190	120	500	1.9	●	●	●	0034.4557
5	125	125	1)	190	120	600	3	●	●	●	0034.4558

1) 100 A @ 125 VAC/DC

**Packaging Unit**     S + L = Plastic Bag (100 pcs.)  
                                   T = Taped 36 cm Reel (1000 pcs.)

### Time-Current-Curves

