

**PLEASE CHECK WWW.MOLEX.COM FOR LATEST PART INFORMATION**

**Part Number:** [0440670401](#)  
**Status:** **Active**  
**Overview:** [microfit\\_30](#)  
**Description:** 3.00mm (.118") Pitch Micro-Fit 3.0™ Wire-to-Board Header, Dual Row, Vertical for up to 3.56mm (.140") Thick PCB, 4 Circuits, Tin (Sn) Plating

**Documents:**

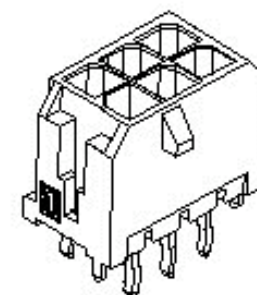
[3D Model](#) [Product Specification PS-43045 \(PDF\)](#)  
[Drawing \(PDF\)](#) [RoHS Certificate of Compliance \(PDF\)](#)

**General**

Product Family	PCB Headers
Series	<a href="#">44067</a>
Application	Wire-to-Board
Comments	High Temperature, Polarization Key to PCB
Overview	<a href="#">microfit_30</a>
Product Name	Micro-Fit 3.0™

**Physical**

Breakaway	No
Circuits (Loaded)	4
Circuits (maximum)	4
Color - Resin	Black
Durability (mating cycles max)	30
First Mate / Last Break	No
Glow-Wire Compliant	No
Guide to Mating Part	No
Keying to Mating Part	None
Lock to Mating Part	Yes
Material - Plating Mating	Tin
Material - Plating Termination	Tin
Material - Resin	High Temperature Thermoplastic
Number of Rows	2
Orientation	Vertical
PC Tail Length (in)	0.158 In
PC Tail Length (mm)	4.01 mm
PCB Locator	Yes
PCB Retention	Yes
PCB Thickness Recommended (in)	0.140 In
PCB Thickness Recommended (mm)	3.60 mm
Packaging Type	Tray
Pitch - Mating Interface (in)	0.118 In
Pitch - Mating Interface (mm)	3.00 mm
Pitch - Term. Interface (in)	0.118 In
Pitch - Term. Interface (mm)	3.00 mm
Plating min: Mating (µin)	100
Plating min: Mating (µm)	2.5
Plating min: Termination (µin)	100
Plating min: Termination (µm)	2.5
Polarized to PCB	Yes
Shrouded	Fully
Stackable	No
Surface Mount Compatible (SMC)	Yes
Temperature Range - Operating	-40°C to +105°C
Termination Interface: Style	Through Hole - Kinked Pin



Series

*image - Reference only*

**EU RoHS**

**ELV and RoHS  
Compliant**

**REACH SVHC**

**Contains SVHC: No**

**Halogen-Free**

**Status**

**Not Reviewed**

**China RoHS**



**Need more information on product  
environmental compliance?**

Email [productcompliance@molex.com](mailto:productcompliance@molex.com)  
 For a multiple part number RoHS Certificate of Compliance, [click here](#)

Please visit the [Contact Us](#) section for any non-product compliance questions.

**Search Parts in this Series**

[44067Series](#)

**Mates With**

[43025 Micro-Fit™ Header](#)

**Electrical**

Current - Maximum per Contact	5A
Voltage - Maximum	250V

**Solder Process Data**

Duration at Max. Process Temperature (seconds)	30
Lead-free Process Capability	SMC & Wave Capable (TH only)
Max. Cycles at Max. Process Temperature	3
Process Temperature max. C	260

**Material Info****Reference - Drawing Numbers**

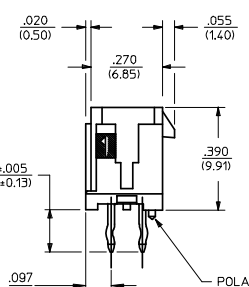
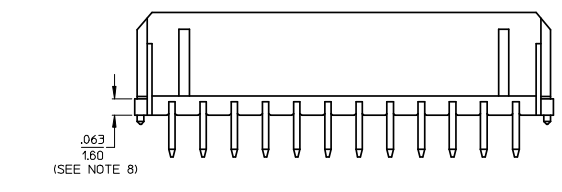
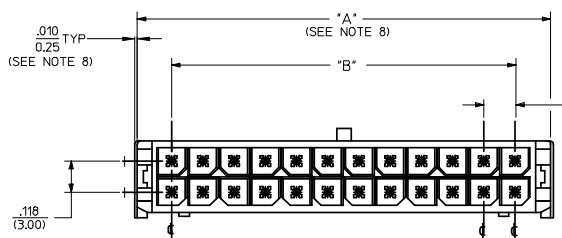
Packaging Specification	PK-70873-0314
Product Specification	PS-43045
Sales Drawing	SD-44067-001

This document was generated on 05/24/2010

**PLEASE CHECK [WWW.MOLEX.COM](http://WWW.MOLEX.COM) FOR LATEST PART INFORMATION**

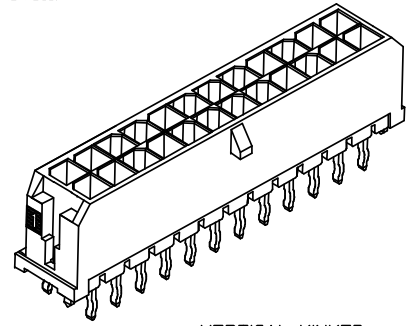
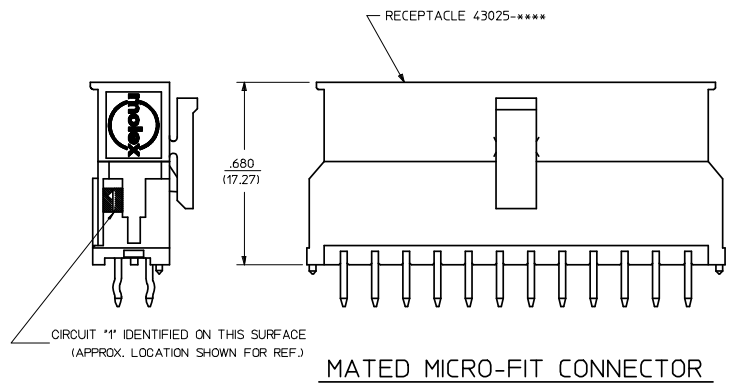
ASSEMBLY ITEM NUMBER	PART CHARACTERISTICS FOR VERTICAL	
	NUMBER OF POSITION	PLATING OPTION
44067-0201	02	A
44067-0202	02	B
44067-0203	02	C
44067-0401	04	A
44067-0402	04	B
44067-0403	04	C
44067-0601	06	A
44067-0602	06	B
44067-0603	06	C
44067-0801	08	A
44067-0802	08	B
44067-0803	08	C
44067-1001	10	A
44067-1002	10	B
44067-1003	10	C
44067-1201	12	A
44067-1202	12	B
44067-1203	12	C
44067-1401	14	A
44067-1402	14	B
44067-1403	14	C
44067-1601	16	A
44067-1602	16	B
44067-1603	16	C
44067-1801	18	A
44067-1802	18	B
44067-1803	18	C
44067-2001	20	A
44067-2002	20	B
44067-2003	20	C
44067-2201	22	A
44067-2202	22	B
44067-2203	22	C
44067-2401	24	A
44067-2402	24	B
44067-2403	24	C

CKT. NO.	DIM. "A" (SEE NOTE 8)	DIM. "B"	DIM. "C"
2	.262(16.65)	NA	SEE LAYOUT
4	.380(19.65)	.118(3.00)	SEE LAYOUT
6	.498(12.65)	.236(16.00)	.472(12.00)
8	.616(15.65)	.354(19.00)	.590(15.00)
10	.734(18.65)	.472(12.00)	.708(18.00)
12	.852(21.65)	.591(15.00)	.827(21.00)
14	.970(24.65)	.709(18.00)	.945(24.00)
16	1.088(27.65)	.827(21.00)	1.063(27.00)
18	1.206(30.65)	.945(24.00)	1.181(30.00)
20	1.325(33.65)	1.063(27.00)	1.299(33.00)
22	1.443(36.65)	1.181(30.00)	1.417(36.00)
24	1.561(39.65)	1.299(33.00)	1.535(39.00)

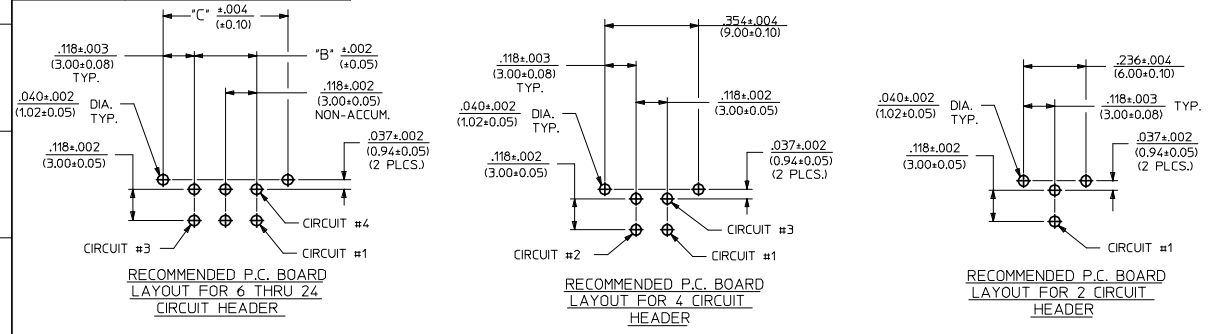


- NOTES:**
- MATERIAL:  
HOUSING - LIQUID CRYSTAL POLYMER (LCP), GLASS-FILLED UL94V-0, COLOR - BLACK  
TERMINAL - BRASS ALLOY
  - FINISHES:  
\* "A" = .000100/(0.00254) MIN. TIN OVER .000050/(0.00127) MIN. NICKEL PLATE.  
\* "B" = .000015/(0.00038) MIN. SELECT GOLD IN CONTACT AREA, .000100/(0.00254) MIN. SELECT MATTE TIN ON SOLDER TAILS, BOTH OVER .000050/(0.00127) MIN. NICKEL PLATE.  
\* "C" = .000030/(0.00076) MIN. SELECT GOLD IN CONTACT AREA, .000100/(0.00254) MIN. SELECT MATTE TIN ON SOLDER TAILS, BOTH OVER .000050/(0.00127) MIN. NICKEL PLATE.
  - THE PRIMARY SHIPPING CARTON WILL BE LABELED, COMPLIANT TO RoHS DIRECTIVE 2002/95/EC AND ELV ANNEX II OF DIRECTIVE 2000/53/EC, AND CARTONS WITHOUT THIS LABEL MAY CONTAIN PRODUCT WITH TIN-LEAD IN THE PC TAIL.
  - PRODUCT SPECIFICATION: PS-43045.
  - PACKAGING SPECIFICATIONS ARE SHOWN ON DRAWING #PK-70873-0314.
  - THIS HEADER MATES WITH MICRO-FIT RECEPTACLE #43025-\*\*\*\*.
  - THIS HEADER IS DESIGNED IN METRIC.
  - DESIGNED FOR .140/(3.56) MAX. THICK P.C. BOARDS.
  - .010/0.25 OFFSETS ARE PRESENT ON ALL PARTS MANUFACTURED AFTER 11/1/2007, AND ON PARTS PRIOR TO 11/1/2007 THAT CONTAIN A GREEN DOT ON THE PRIMARY SHIPPING CARTON LABEL.
  - THIS PART CONFORMS TO CLASS B REQUIREMENTS OF COSMETIC SPECIFICATION PS-45499-002.

**VERTICAL O.T.R. THRU HOLE  
(LONGER P.C. TAIL LENGTH)**



**VERTICAL KINKED  
THRU HOLE HEADER  
ISO VIEW**



<b>ADD .097 DIM. NOTE 9</b> EC NO: UCP-2008-0324 DRWN:MKIPPER 2007/12/19 CHKD:SSOUSEK 2007/12/20 APPR:FSM/TH 2007/12/21	<b>QUALITY SYMBOLS</b> ▽=0 ▽=0	<b>GENERAL TOLERANCES (UNLESS SPECIFIED)</b>		<b>DIMENSION STYLE</b> IN/MM		SCALE 4:1	DESIGN UNITS METRIC	THIRD ANGLE PROJECTION	
		4 PLACES ± --- ± --- 3 PLACES ± --- ± .010 2 PLACES ± 0.25 ± .014 1 PLACE ± 0.36 ± ---	mm INCH	DRAWN BY A. GUZIK	DATE 1997/12/25	TITLE MICRO-FIT(3.0) 2-24 CKT. VERTICAL			
		ANGULAR ± 1/2°		APPROVED BY R. EDGLEY	DATE 1997/12/25	MOLEX INCORPORATED			
		DRAFT WHERE APPLICABLE MUST REMAIN WITHIN DIMENSIONS		MATERIAL NO. SEE CHART	DOCUMENT NO. SD-44067-001	SHEET NO. 1 OF 1			