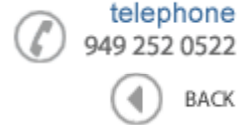




Data Sheet



Product Category: Ceramic Resonator

Series Number	Package	Description	Last Modified
662 ~ 663	Low Profile for Radio	Discriminator	Jan. 01 2007

FEATURES

- Low profile Ceramic Discriminator for FM
- Wide frequency range
- Extended temperature range
- High stability
- RoHs Compliant



OPERATING CONDITIONS / ELECTRICAL CHARACTERISTICS / PART NUMBER GUIDE

Part Number	Frequency Range	Demodulation Output at fo	Demodulation 3dB Bandwidth	Distortion Factor at fo	Applied IC
	(MHz)	(mv) min.	(KHz) min.	(%) max.	-
662-10.7M-G1	10.7*	25	345	1.0	CX20029, CX-20111
663-10.7M-G3		650	±150	1.0	TA7303P, TA7130, μPC1028H, LA1150
663-10.7M-G16		60 ~ 90	300	0.9	TA8122AN
663-10.7M-G18		60 ~ 90	300	0.9	TA8132N
663-10.7M-G33		45	250	0.7	TA2007
663-10.7M-G80		65	300	1.0	TA2104AFN
663-10.7M-G82		90	320	0.8	TA2099N
663-10.7M-G92		60	300	1.0	TA2132P
663-10.7M-C1		35	242	1.0	CXA1019M, CX-20091

* Available Frequencies

Freq	Color Indicator
10.64 MHz ±30kHz	Black
10.67 MHz ±30kHz	Blue
10.70 MHz ±30kHz	Red
10.73 MHz ±30kHz	Orange
10.76 MHz ±30kHz	White
** Contact Oscilent for Test Circuits	

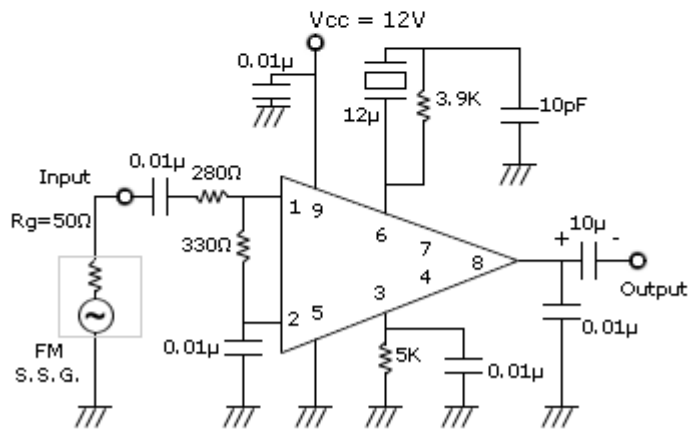
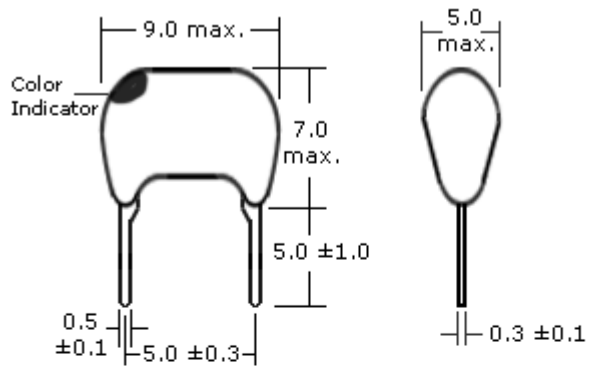
PACKAGE DIMENSIONS (mm)

Figure 1) 663-10.7M-G3 - Test Circuit

Oscilent Corporation - CALL **949.252.0522**
18195 East McDermott Street . Building D . Irvine . CA 92614 . USA
Fax: 949.252.0599 . E-Mail: Sales@Oscilent.com

Series No.: 662 to 663