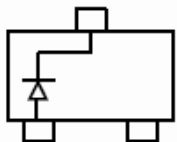
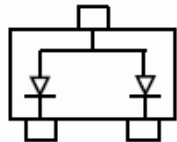


**SCHOTTKY DIODES**
**FEATURES**

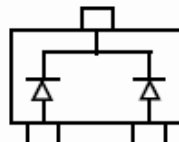
Fast Switching Speed  
 For General Purpose Switching Applications  
 High Conductance

**MMBD4148A/CA/CC/SE**
**MARKING**


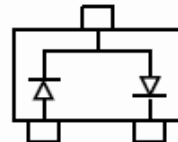
MMBD4148A:5H



MMBD4148CA:D6



MMBD4148CC:D5



MMBD4148SE:D4



MAXIMUM RATINGS (TA=25°C unless otherwise noted)

Paramet	Symbol	Limits	Unit
Non-Repetitive Peak reverse voltage	$V_{RM}$	100	V
Peak Repetitive Peak reverse voltage	$V_{RRM}$	100	V
Working Peak Reverse Voltage	$V_{RWM}$		
RMS Reverse Voltage	$V_{R(RMS)}$	53	V
Forward Continuous Current	$I_{FM}$	300	mA
Average Rectified Output Current	$I_O$	200	mA
Peak forward surge current @=1.0μs @=1.0	I	2.0	A
		1.0	
Power Dissipation	$P_D$	350	mW
Thermal Resistance Junction to Ambient	$R_{JA}$	357	°C/W
Junction temperature	$T_j$	150	°C
Storage temperature	$T_{STG}$	-65~+150	°C

Electrical Ratings @TA=25°C

Parameter	Symbol	Min.	Typ.	Max.	Unit	Conditions
Reverse Breakdown Voltage	$V_{(BR)R1}$	100			V	$I_R=100\mu A$
	$V_{(BR)R2}$	75			V	$I_R=5\mu A$
Forward voltage	$V_F$			1	V	$I_F=10mA$
Reverse current	$I_{R1}$			5	μA	$V_R=75V$
	$I_{R2}$			25	nA	$V_R=25V$
Capacitance between terminals	$C_T$			4	pF	$V_R=0V, f=1MHz$
Reverse Recovery Time	$t_{rr}$			4	ns	$I_F=I_R=10mA,$ $V_R=6V, I_{rr}=0.1I_R, R_L=100$

MMBD4148A/CA/CC/SE Typical Characteristics

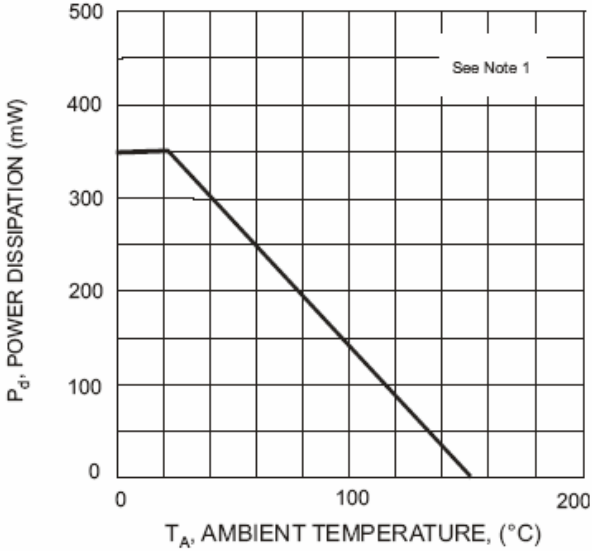


Fig. 1 Power Derating Curve

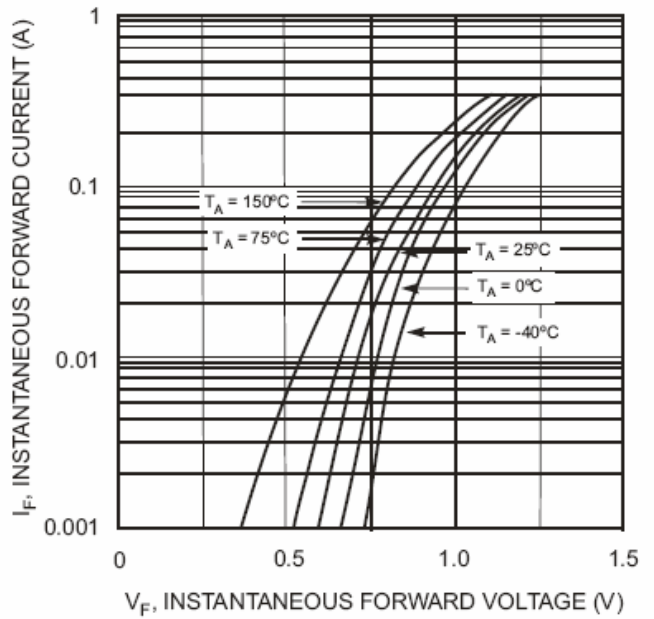


Fig. 2 Forward Characteristics

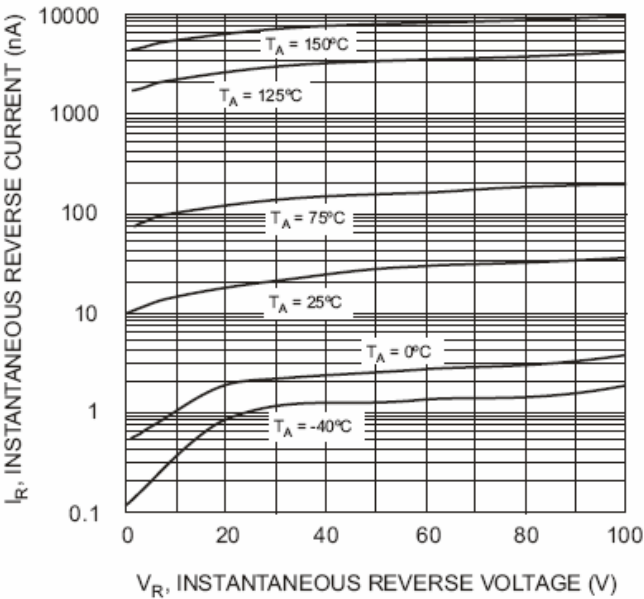


Fig. 3 Typical Reverse Characteristics

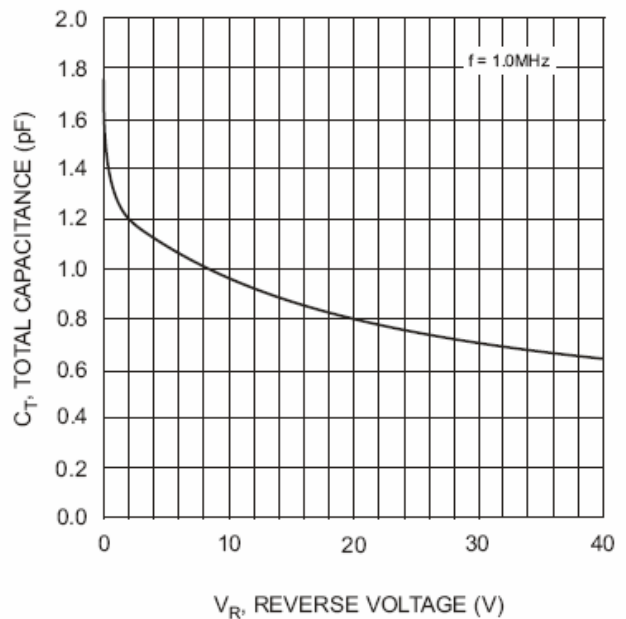


Fig. 4 Typical Capacitance vs. Reverse Voltage