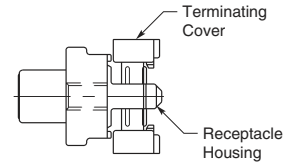
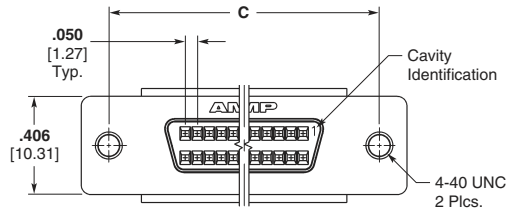


AMPLIMITE .050 Series Panel Mount Flat Top Receptacle Assemblies Without Rails and Latch Blocks, Series III

AMPLIMITE .050 Series
Connectors, Series III



Materials:

Housing and Termination Covers—

Thermoplastic, 94V-0 rated, black

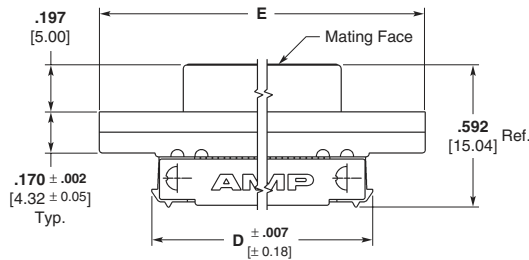
Shell—Steel, plated bright nickel over copper

Bracket—Zinc, plated nickel over copper

Contacts—Phosphor bronze, duplex plated .000030 [0.00076] min. gold on mating end; tin on solder end; all nickel underplated

Recommended wire size—

28 AWG [0.08-0.09mm²] or 30 AWG [0.05mm²], solid or 7 strand, with a .029-.036 [0.74-0.89] insulation diameter or .050 [1.27] centerline, 28 AWG [0.08-0.09mm²] stranded, PVC, flat ribbon cable



Note: Refer to Tyco Electronics Customer drawings and Application Spec for PCB & panel layouts.

Technical Documents:

Product Specifications—108-1228

Application Specifications—114-40029

Pos. No. of	Dimensions			Part Numbers
	C	D	E	Connectors With Assembled Standard Termination Covers
50	1.830 46.48	1.629 41.38	2.065 52.45	5-749877-5
68	2.280 57.91	2.079 52.81	2.515 63.88	5-749877-7
100	3.080 78.23	2.879 73.13	3.315 84.20	5-749877-9

Note: For termination, cover closing and wire lacing tooling, see page 14. For termination tooling other than wire lacing see pages 28 & 29.

Note: All part numbers are RoHS compliant.