


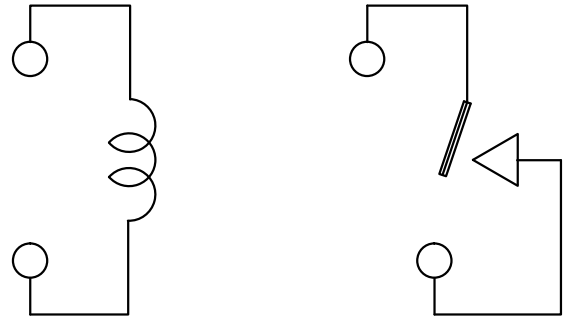
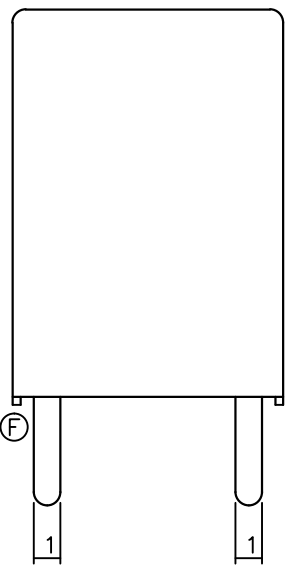
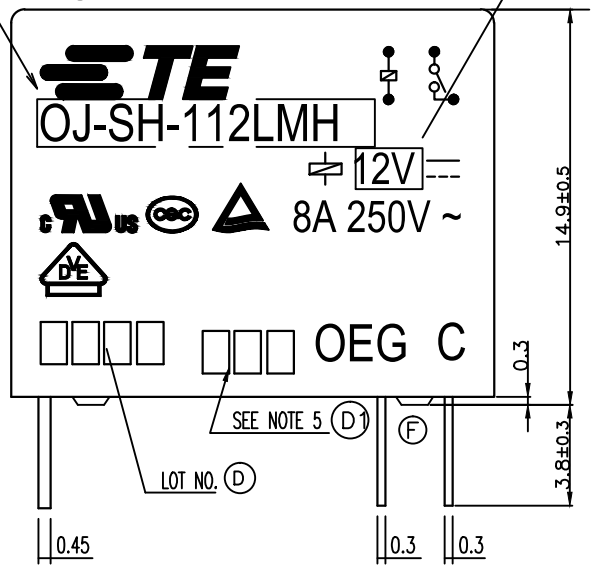
THIS DRAWING IS UNPUBLISHED. RELEASED FOR PUBLICATION  
 © COPYRIGHT - By - TE CONNECTIVITY ALL RIGHTS RESERVED.

LOC	DIST	REVISIONS			
P	LTR	DESCRIPTION	DATE	DWN	APVD
HB	-	F	REMOVED THE PWB ON THE BASE TO CASE E00-15-011310	3Nov2015	HYS CHL



PART B

PART A



CONNECTION FIGURE

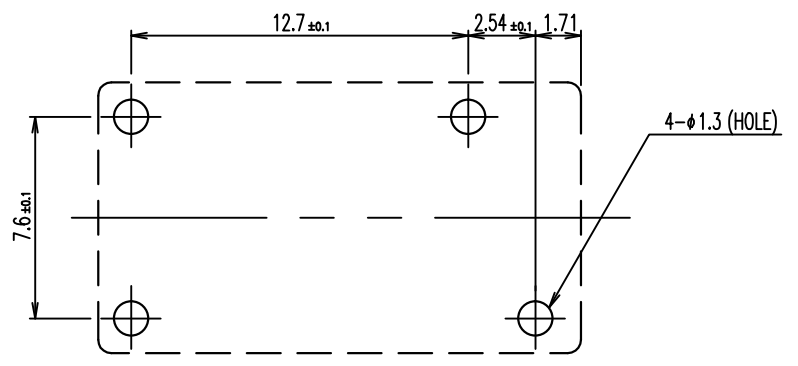
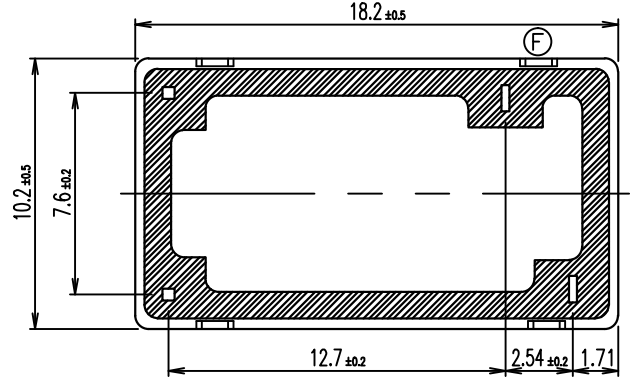


FIGURE FOR PRINTED CIRCUIT BOARD PROCESSING (BOTTOM VIEW)



THIS DRAWING IS A CONTROLLED DOCUMENT.		DWN	H.Sasaki	TE Connectivity		
DIMENSIONS: mm		CHK	Y.Oikawa	NAME		
TOLERANCES UNLESS OTHERWISE SPECIFIED:		APVD	A.Nagai	OJ-SS-LMH CUSTOMER DRAWING		
0 PLC ± - 1 PLC ± - 2 PLC ± - 3 PLC ± - 4 PLC ± - ANGLES ± -		PRODUCT SPEC	-	RESTRICTED TO		
MATERIAL	FINISH	APPLICATION SPEC	-	SIZE	CAGE CODE	DRAWING NO
-	-	WEIGHT	-	A3	00779	1461080
CUSTOMER DRAWING				SCALE	5:1	SHEET 1 OF 2
				REV	F	

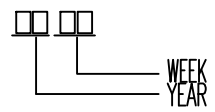
THIS DRAWING IS UNPUBLISHED. RELEASED FOR PUBLICATION - , - .  
 © COPYRIGHT - By - TE CONNECTIVITY ALL RIGHTS RESERVED.

LOC	DIST	REVISIONS					
HB	-	P	LTR	DESCRIPTION	DATE	DWN	APVD
		-		SEE SHEET 1	-	-	-

4-1419144-4	OJ-SS-124LMH	107-79010	24V	OJ-SS-124LMH	g
1-1461080-1	OJ-SS-118LMH	107-79010	18V	OJ-SS-118LMH	f
2-1419129-5	OJ-SS-112LMH	107-79010	12V	OJ-SS-112LMH	e
1461080-3	OJ-SS-109LMH	107-79010	9V	OJ-SS-109LMH	d
4-1419144-0	OJ-SS-106LMH	107-79010	6V	OJ-SS-106LMH	c
1461080-2	OJ-SS-105LMH	107-79010	5V	OJ-SS-105LMH	b
1461080-1	OJ-SS-103LMH	107-79010	3V	OJ-SS-103LMH	a
TE PART NO	TE TYPE NAME	PACKAGE SPEC.	PART B	PART A	TYPE

RELAY TYPE

ⓓ Ⓞ NOTES:  
 1. LOT NO. SYSTEM AS FOLLOWING:



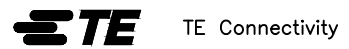
ⓓ 2. TERMINAL DIMENSION IS BEFORE SOLDER DIP;  
 ⓓ 3. FOR THE TIN-PLATING OF THE PINS:  
 +0.1mm FOR WIDTH, THICKNESS AND DIAMETER.  
 +0.5mm FOR LENGTH.

ⓔ ⓓ 4. MARKING FROM INK TO LASER AND USING WELDED CONTACT

ⓓ 5. ADD LOT NO. SYSTEM AS FOLLOWING;  
 I, DIGITS FOR DAY OF THE WEEK  
 1...MONDAY IN THIS WEEK;  
 2...TUESDAY IN THIS WEEK;  
 .....  
 7...SUNDAY IN THIS WEEK  
 II, DIGITS FOR SHIFT OF THE DAY  
 1...DAY SHIFT IN THIS DAY;  
 2...NIGHT SHIFT IN THIS DAY;  
 III, ONE CHARACTER DISTINGUISH THE LINE IDENTITY,  
 SUCH AS: A,B,....Z

		EPOXY RESIN	SEAL (BASE & BOBBIN)	15
		JUEW	MAGNETIC WIRE	14
94V-0		P.B.T	CASE	13
94V-0		P.B.T	BASE	12
94V-0		P.B.T	BOBBIN	11
	SOLDER DIP	C.P WIRE	COIL TERMINAL	10
94V-0		P.P.S	CARD	9
		Ag ALLOY	MOVABLE CONTACT	8
		Ag ALLOY	NO.CONTACT	7
		STEEL	HINGE SPRING	6
	SOLDER DIP	Cu ALLOY	NO.TERMINAL	5
	SOLDER DIP	Cu ALLOY	MOVABLE SPRING	4
	NIP	STEEL	CORE	3
	NIP	STEEL	ARMATURE	2
	NIP	STEEL	YOKE	1
INCOMBUSTIBILITY	TREATMENT	MATERIAL	DESCRIPTION	ITEM

THIS DRAWING IS A CONTROLLED DOCUMENT.		DWN	H.Sasaki	-
DIMENSIONS: mm		CHK	Y.Oikawa	-
TOLERANCES UNLESS OTHERWISE SPECIFIED:		APVD	A.Nagai	-
		PRODUCT SPEC	-	
0 PLC ± - 1 PLC ± - 2 PLC ± - 3 PLC ± - 4 PLC ± - ANGLES ± -		APPLICATION SPEC	-	
MATERIAL	FINISH	WEIGHT	-	
-	-	CUSTOMER DRAWING	-	
		SIZE	A3	RESTRICTED TO
		CAGE CODE	00779	-
		DRAWING NO	1461080	-
		SCALE	5:1	-
		SHEET	2 OF 2	-
		REV	F	-



OJ-SS-LMH CUSTOMER DRAWING