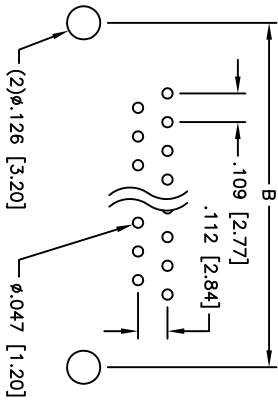
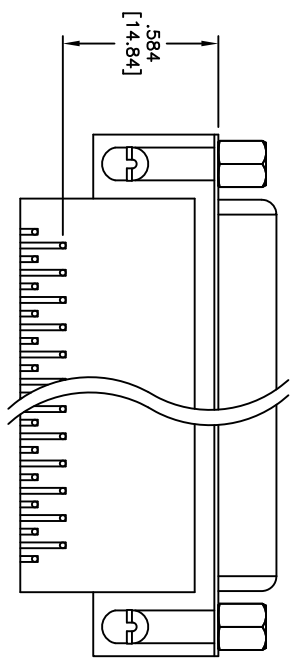
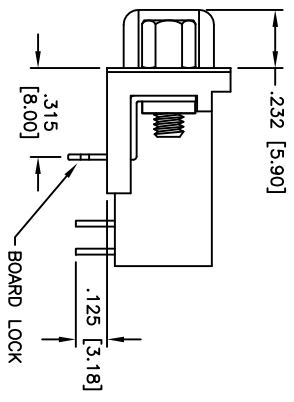
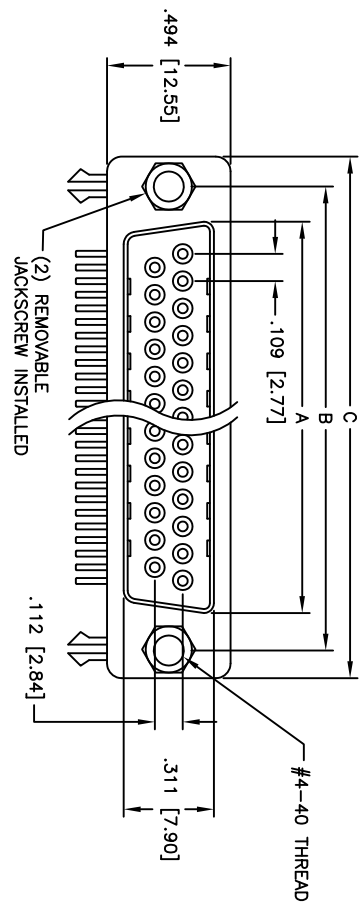


Rev	AWO #	Description	Date	Appr
-		RELEASED	10/31/07	

APPROVED: _____
 DATE: _____ TITLE: _____



RECOMMENDED
PCB LAYOUT

Positions	DIMENSIONS		
	A	B	C
9	.643 [16.33]	.984 [24.99]	1.213 [30.81]
15	.971 [24.66]	1.312 [33.32]	1.541 [39.14]
25	1.511 [38.38]	1.852 [47.04]	2.088 [53.04]
37	2.159 [54.84]	2.500 [63.50]	2.729 [69.32]

Unit: Inch / mm

SPECIFICATIONS:

Material:
 Insulator: PBT, glass reinforced, rated UL 94V-0
 Insulator color: Black
 Contacts: Phosphor Bronze
 Shell: Steel, Tin plated
 Hardware: Brass, Nickel plated
 Plating:
 Gold flash over Nickel underplate overall

Electrical:
 Operating voltage: 250 VAC max
 Current rating: 5 Amps max
 Contact resistance: 20 mohms max
 Insulation resistance: 5,000 Mohms min
 Dielectric withstanding voltage: 1,000 VAC for 1 minute
 Temperature Rating:
 Operating temperature: -65°C to +125°C

Environmental:
 Lead free, RoHS compliant
 Recommended soldering temp: 235°C for 5 seconds



ADAM TECH

909 Rahway Avenue, Union, NJ 07083
 Phone: 908-687-5000 Fax: 908-687-5710

TITLE: .591 [15.00] FOOTPRINT D-SUB SOCKET
 FORKED BOARDLOCKS, #4-40 JACK SCREWS

UNLESS OTHERWISE SPECIFIED ALL DIMENSIONS ARE INCHES [MM]		TOLERANCES: EXCEPT AS NOTED	
INCHES		HOLDS	
.X	± .10	ØX	± .10
.XX	± .020	ØXX	± .015
.XXX	± .015	ØXXX	± .010
APPROVALS	DATE	DATE	DATE
DRAWN	SS	10/31/07	
CHECKED			
APPROVED			
SIZE	PART NO.	SCALE:	REV.
X	DXXX-SQ-F5	NTS	-
REF:		SHEET	1 OF 1