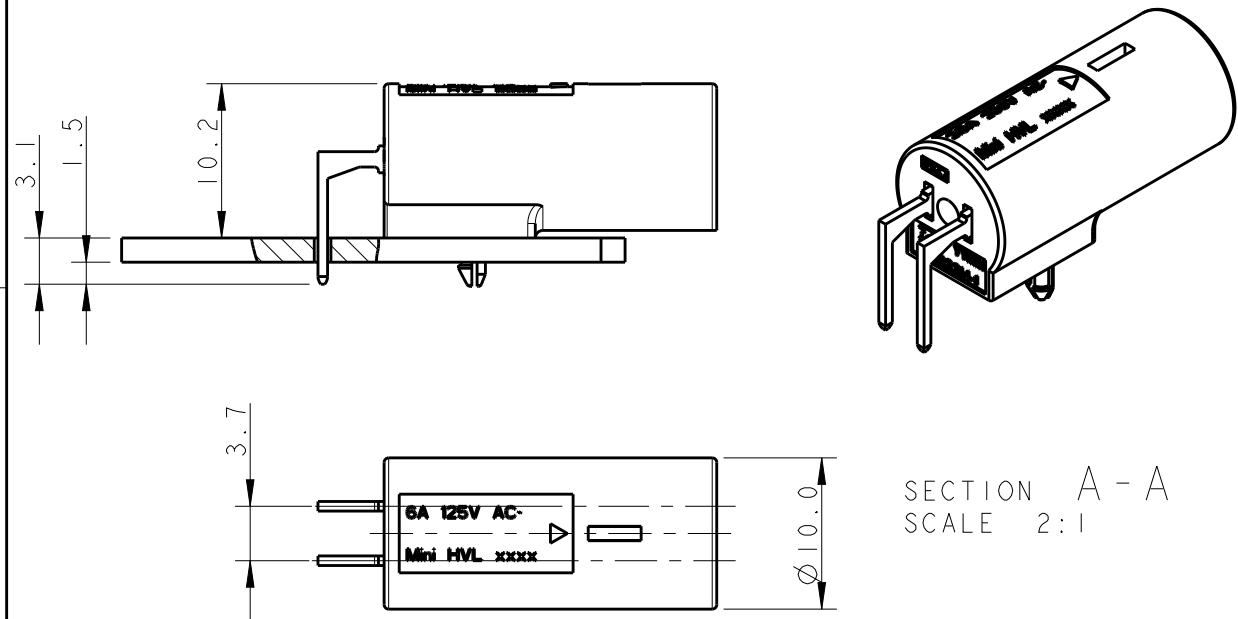


THIS DRAWING IS UNPUBLISHED. RELEASED FOR PUBLICATION 20
 © COPYRIGHT 20 BY - ALL RIGHTS RESERVED.

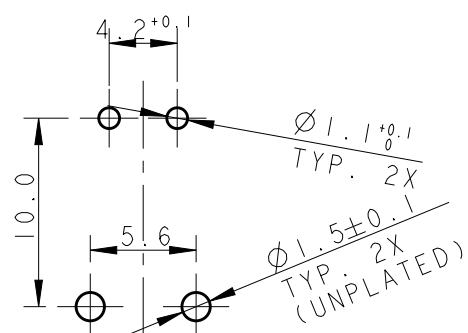
LOC	DIST	REVISIONS			
P	LTR	DESCRIPTION	DATE	DWN	APVD
AL	2	E	CHANGED PCB LAYOUT	01SEP2008	J.S. G.T.
		F	DELETED PART REVISION TABLE	18MAR2009	JS PEG
		F1	REVISED PCB HOLES LAYOUT	04APR2011	AV GT
		F2	REVISED PER ECR-13-009678	18SEP2013	RS DD

TYPICAL APPLICATION



PRINTED CIRCUIT BOARD LAYOUT FOR LOW VOLTAGE VERSION

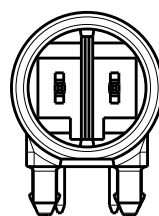
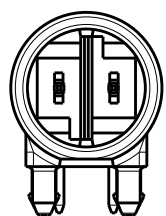
TOLERANCES UNLESS OTHERWISE SPECIFIED ± 0.05
 PRINTED CIRCUIT BOARD THICKNESS: 1.6 mm NOMINAL



HIGH VOLTAGE

P/N 293315-1;-2;-6;-7
 KEYING HV-1

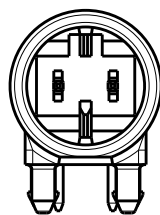
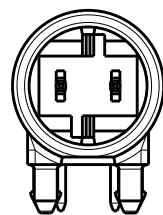
P/N 293315-3
 KEYING HV-3



LOW VOLTAGE

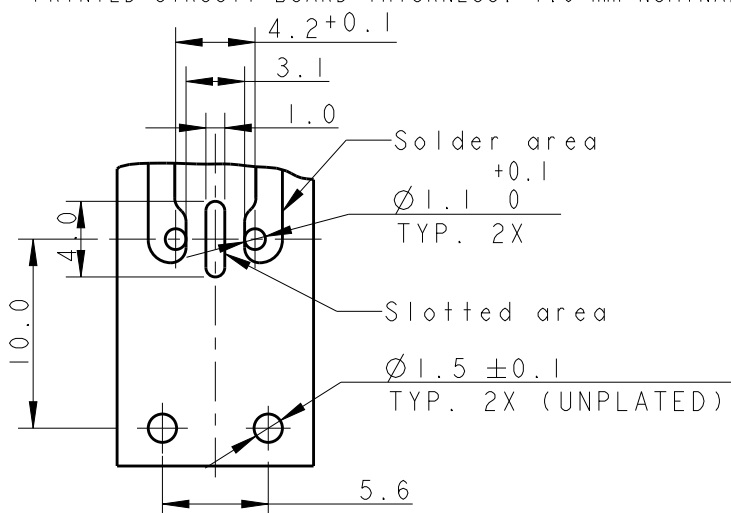
P/N 293315-4
 KEYING LV-1

P/N 293315-5
 KEYING LV-2



PRINTED CIRCUIT BOARD LAYOUT FOR HIGH VOLTAGE VERSION

TOLERANCES UNLESS OTHERWISE SPECIFIED ± 0.05
 PRINTED CIRCUIT BOARD THICKNESS: 1.6 mm NOMINAL



- NOTE:
- 1 TIN PLATED CONTACTS
 - 2 GOLD PLATED CONTACTS
 - 3 MATERIAL HOUSING PA66 25%GFF UL94 V0

NOTE	KEYING	REMARKS	PART NUMBER	COLOR
2	HV-1	HIGH-VOLT 250 V AC	293315-7	BLACK
2	HV-1	HIGH-VOLT 250 V AC	293315-6	WHITE
1	LV-2	LOW-VOLT 42 V DC	293315-5	YELLOW
1	LV-1	LOW-VOLT 42 V AC	293315-4	LIGHT GREY
1	HV-3	HIGH-VOLT 125 V AC	293315-3	BLUE
1	HV-1	HIGH-VOLT 250 V AC	293315-2	BLACK
1	HV-1	HIGH-VOLT 250 V AC	293315-1	WHITE

THIS DRAWING IS A CONTROLLED DOCUMENT.

DWN: 20JUN2007 R. FRABONI
 CHK: 11FEB2008 J. SALO
 APVD: 11FEB2008 L. BAILO

PRODUCT SPEC: 108-94018
 APPLICATION SPEC: 114-32102
 WEIGHT: -

STE TE Connectivity

NAME: 7.5 mm PCB CONNECTOR ASSEMBLY 90 DEGREE MALE VERSION

SIZE: A3 CAGE CODE: 00779 DRAWING NO: C-293315 RESTRICTED TO: -

Customer Drawing SCALE: 2:1 SHEET: 1 OF 1 REV: F2

Mouser Electronics

Authorized Distributor

Click to View Pricing, Inventory, Delivery & Lifecycle Information:

[TE Connectivity:](#)

[293315-2](#)