


Tubular Cement Coated Wirewound Resistors

CW Series

- Forced air cooling to 90 watts
- All welded construction
- Flameproof protection
- Suitable for automotive application
- Weldable terminations

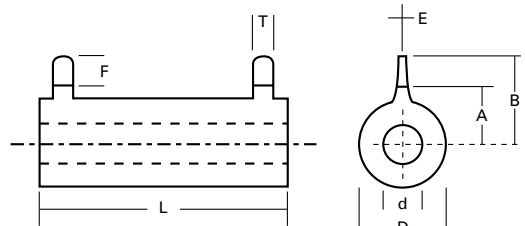


Electrical Data

		CW10	CW20	Notes
Power rating at 25°C	watts	10	20	
Resistance range	ohms	0.35 to 6K	0.3 to 18K	
Limiting element voltage	volts	250	600	
TCR 20° - 70°C	ppm/°C	150		
Resistance tolerance (Code)	%	5 (J), 10 (K)		
Standard values		E24		Other values available
Thermal impedance	°C/watt	23	11	
Ambient temperature range	°C	-55 to +280		

Physical Data

Dimensions (mm)								
Type	L	D	T	d	A	B	E	F
	±0.75	max.	±0.15		max.	max.	nom.	min.
CW10	34.25	12.00	5.00	6.35 ±0.2	9.00	16.50	0.361	6
CW20	41.75	22.50	5.00	13.00 ±0.35	14.00	22.00	0.361	5



Construction

Precision stainless steel collars are welded onto a high purity ceramic tube. The wire element is wound onto the ceramic tube using controlled tension for optimum performance. Electrical connections are welded to ensure good electrical stability and high reliability. The resistors are coated with flameproof cement which provides electrical, mechanical and climatic protection. Finally all components are legend marked with indelible ink.

Terminations

Material The terminations are produced from top quality stainless steel for maximum corrosion resistance.

Marking

All components are legend marked with type reference, resistance value and tolerance. Special custom marking is available by negotiation.

Solvent Resistance

The marking and protection will withstand all commonly used industrial cleaning fluids suitable for electronic components.

General Note

Welwyn Components reserves the right to make changes in product specification without notice or liability. All information is subject to Welwyn's own data and is considered accurate at time of going to print.

© Welwyn Components Limited · Bedlington, Northumberland NE22 7AA, UK
Telephone: +44 (0) 1670 822181 · Facsimile: +44 (0) 1670 829465 · Email: info@welwyn-tt.com · Website: www.welwyn-tt.com

Welwyn

A subsidiary of
TT electronics plc

Issue C · 04.03

Performance Data

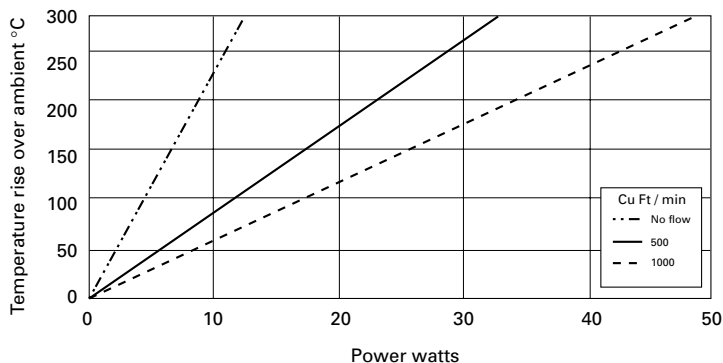
		Maximum	Typical	Notes
Load: 1000 hours at 25°C	ΔR%	5	2	
Derating from rated power at 25°C	ΔR%	Zero at 280°C		
Short term overload	ΔR%	5	1	5 x Power rating for 10 seconds
Climatic	ΔR%	5	1	Tested to BS 40201-002
Temperature rapid change	ΔR%	1	0.5	Tested to BS 40201-002

Application Notes

If air cooling of these components is employed the power handling capability is increased substantially. The graphs below are intended as a guide and testing by the user is recommended.

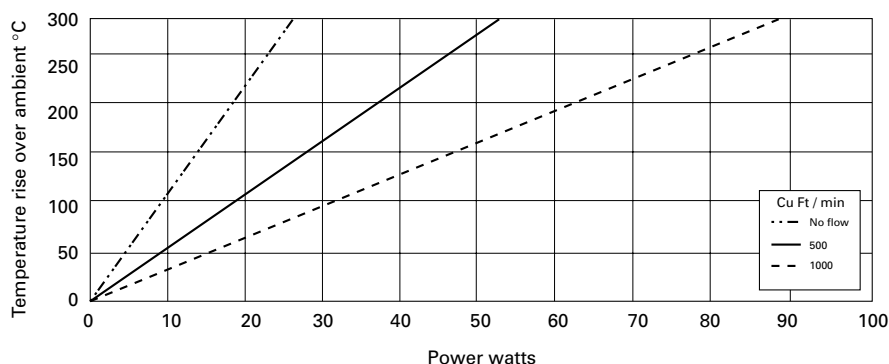
Graph 1

CW 10 Temperature rise ventilated



Graph 2

CW 20 Temperature rise ventilated



Packaging

Components are packed in custom designed trays and boxes for maximum protection during transit and ease of use by the customer.

Standard Quantities Per Box

Type	CW10	CW20
Box	400	150
Shipping box	4000	1500