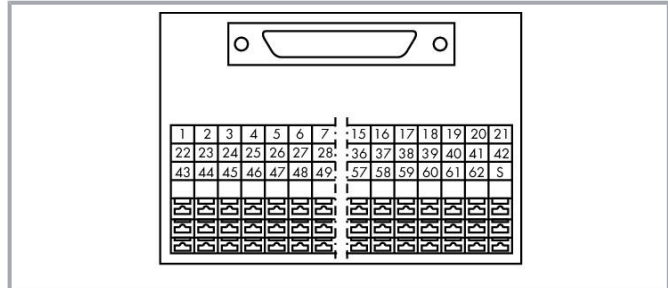



**Data sheet | Item number: 289-714**

Interface module; HD-Sub-D; Male connector; 15-pole; Triple-deck PCB terminal blocks; in mounting carrier; 2,50 mm<sup>2</sup>



[www.wago.com/289-714](http://www.wago.com/289-714)



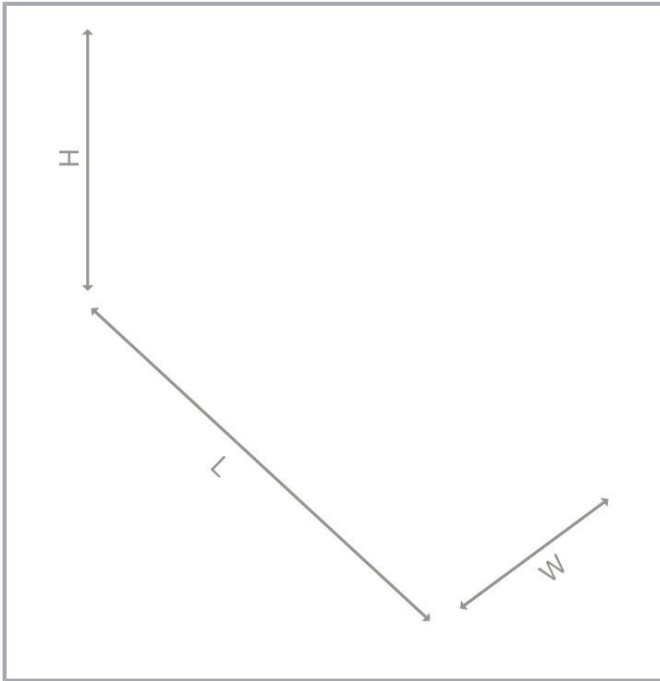
**i** Picture differs from the item.

Similar to picture

Subject to changes. Please also observe the further product documentation!

WAGO GmbH & Co. KG  
Hansastr. 27  
32423 Minden  
Phone: +49571 887-0 | Fax: +49571 887-169  
Email: [info.de@wago.com](mailto:info.de@wago.com) | Web: [www.wago.com](http://www.wago.com)

Do you have any questions about our products?  
We are always happy to take your call at +49 (571) 887-44222.



## Data

### Electrical data

Operating voltage	$\leq$ AC/DC 125 V
Nominal current	1 A
Contact resistance (max.)	15 m $\Omega$

### Safety and protection

Rated voltage	125 V
Rated surge voltage	0.8 kV
Pollution degree	2
Protection type	IP20

### Connection data

Pole No.	15
Connection type (1)	System
Pluggable connectors	HD D-sub male connector
Mating direction	vertical
Connection type 2	Field
Pole number 2	15

Subject to changes. Please also observe the further product documentation!



Design 2	PCB terminal blocks (triple-deck)
Connection technology 2	CAGE CLAMP®
WAGO Connector 2	WAGO 737 Series
Solid conductor 2	0.08 ... 2.5 mm <sup>2</sup> / 28 ... 12 AWG
Fine-stranded conductor 2	0.08 ... 2.5 mm <sup>2</sup> / 28 ... 12 AWG
Strip length 2	5 ... 6 mm / 0.2 ... 0.24 inch
Note (conductor cross-section)	12 AWG: THHN, THWN
Performance level	3 / 50 mating cycles
Strain relief	UNC 4-40 stud bolt

### Physical data

Width	35 mm / 1.378 inch
Height	85 mm / 3.346 inch
Depth from upper edge of DIN-rail	62 mm / 2.441 inch

### Mechanical data

Mounting type	DIN-35 rail
Housing design	Mounting carrier

### Material data

Contact material (connector)	Au over Ni
Fire load	0.6 MJ
Weight	54.8 g

### Environmental requirements

Surrounding air temperature (operation)	-20 ... 55 °C
Surrounding air temperature (storage)	-40 ... 70 °C
Relative humidity	85% (non-condensing)
Operating altitude (max.)	2000 m

### Standards and specifications

Standards/Specifications	EN 61010-2-201
--------------------------	----------------

### Commercial data




Product Group	6 (Interface Electronics)
---------------	---------------------------

Subject to changes. Please also observe the further product documentation!


PU (SPU)	10 (1) Stück
Packaging type	box
Country of origin	DE
GTIN	4050821279266
Customs tariff number	85366990990

## Optional accessories

### Marking accessories

Marking strip		
	<b>Item no.: 709-196</b> Marking strips; for laser printer; translucent	<a href="http://www.wago.com/709-196">www.wago.com/709-196</a>
	<b>Item no.: 709-178</b> Marking strips; on reel; 7.5 mm wide; not stretchable; plain; snap-on type; white	<a href="http://www.wago.com/709-178">www.wago.com/709-178</a>
	<b>Item no.: 709-177</b> Marking strips; on reel; 7.5 mm wide; not stretchable; plain; snap-on type; translucent	<a href="http://www.wago.com/709-177">www.wago.com/709-177</a>

### Tool

Operating tool		
	<b>Item no.: 210-720</b> Operating tool; Blade: 3.5 x 0.5 mm; with a partially insulated shaft; multicoloured	<a href="http://www.wago.com/210-720">www.wago.com/210-720</a>

## Downloads

### Documentation

#### Bid Text

289-714 X81 - Datei	2019. 2. 19.	xml 3.7 kB	Download
289-714 doc - Datei	2015. 2. 9.	doc 27.6 kB	Download

#### Instruction Leaflet

		pdf 1.3 MB	Download
--	--	---------------	----------

### Additional Information

Subject to changes. Please also observe the further product documentation!

WAGO GmbH & Co. KG  
 Hansastr. 27  
 32423 Minden  
 Phone: +49571 887-0 | Fax: +49571 887-169  
 Email: [info.de@wago.com](mailto:info.de@wago.com) | Web: [www.wago.com](http://www.wago.com)

Do you have any questions about our products?  
 We are always happy to take your call at +49 (571) 887-44222.

Disposal; Electrical and electronic equipment, Packaging

V 1.0.0

pdf  
265.8 kB

Download

## CAD/CAE-Data

### CAE data

EPLAN Data Portal 289-714

URL

Download

WSCAD Universe 289-714

URL

Download

ZUKEN Portal 289-714

URL

Download

### CAD data

2D/3D Models 289-714

URL

Download

## Environmental Product Compliance

### Compliance Search

Environmental Product Compliance 289-714


URL

Download


Interface module; HD-Sub-D; Male connector; 15-pole; Triple-deck PCB terminal blocks; in mounting carrier; 2,50 mm<sup>2</sup>

## Installation Notes

### Inserting a conductor



Conductor termination – screwdriver actuation parallel to conductor entry



Conductor termination – screwdriver actuation perpendicular to conductor entry

### Installation

Subject to changes. Please also observe the further product documentation!

WAGO GmbH & Co. KG

Hansastr. 27


32423 Minden

Phone: +49571 887-0 | Fax: +49571 887-169


Email: [info.de@wago.com](mailto:info.de@wago.com) | Web: [www.wago.com](http://www.wago.com)

Do you have any questions about our products?

We are always happy to take your call at +49 (571) 887-44222.



Snapping a module onto DIN-rail.



Removing a module from the DIN-rail.

Subject to changes. Please also observe the further product documentation!