

### Features

1. SMD type chip inductors utilizing monolithic structure provide highly reliable surface mount applications.
2. Superior Q characteristics is guaranteed over the wide frequency range for high frequency applications.
3. Excellent solder heat resistance for soldering.
4. Lead Free (RoHS Compliance)

### Applications

1. RF module of telecommunication products.
  - Cellular phone, Cordless telephone etc.
2. GSM Phone, PCS Phone.
3. Computer communications, Radar detectors.
4. Automotive electronics, Keyless remote.

### Ordering Information

**SCI - B 1608 - 120 - K J T**  
 (1) (2) (3) (4) (5) (6) (7)

**(1) Series**

**(2) Material & design**

**(3) Dimensions**

The first two digits : length (mm)  
 The last two digits : width (mm)

**(4) Inductance**

The first two digits are values.  
 The last digit is the number of zeros.  
 N : a decimal point placed between first two digits

**(5) Tolerance**

S :  $\pm 0.3nH$   
 J :  $\pm 5\%$   
 K :  $\pm 10\%$

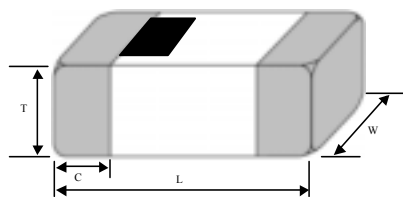
**(6) Termination**

J : Nickel barrier

**(7) Packing**

B : Bulk Packing  
 T : Tape & Reel ( $\Phi$  178mm [7inches])  
 L : Tape & Reel ( $\Phi$  254mm [10inches])

### Shape and Dimensions



unit : mm [inches]

Type	L	W	T	C
SCI-□1608-	1.6 $\pm$ 0.15 [.063 $\pm$ .006]	0.8 $\pm$ 0.15 [.031 $\pm$ .006]	0.8 $\pm$ 0.15 [.031 $\pm$ .006]	0.30 $\pm$ 0.20 [.012 $\pm$ .008]

※ The polarity mark can be provided upon customer's request.

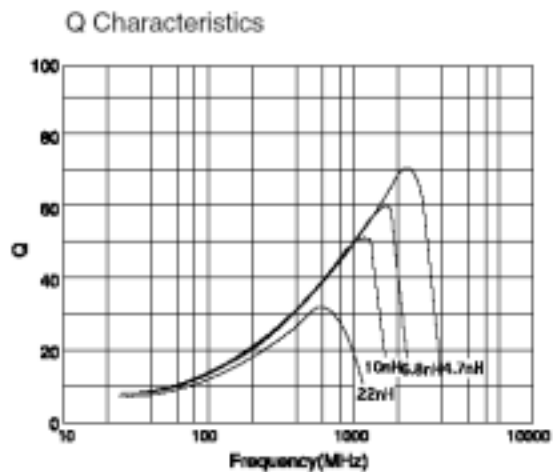
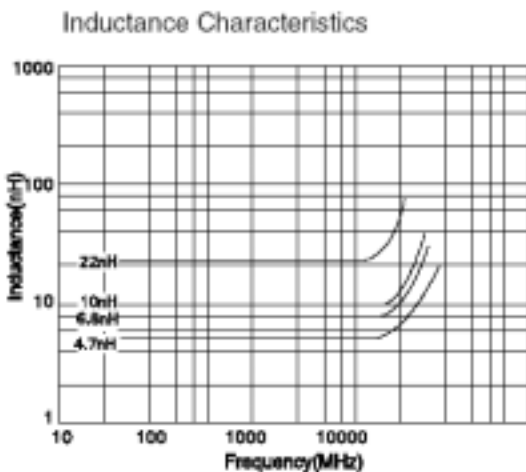
### Electrical Parameters

Part No.	Inductance		Q min.	L, Q test frequency (MHz)	SRF (MHz)		DCR (mΩ) max.	Rated current (mA) max
	nH	Tolerance			min.	typ.		
SCI-B1608-10N□□□□	1.0	±0.3nH	8	100	4000	13000	100	300
SCI-B1608-12N□□□□	1.2		8	100	4000	13000	100	300
SCI-B1608-15N□□□□	1.5		8	100	4000	10000	100	300
SCI-B1608-18N□□□□	1.8		8	100	3800	10000	120	300
SCI-B1608-22N□□□□	2.2		8	100	3600	10000	160	300
SCI-B1608-27N□□□□	2.7		8	100	3400	8000	200	300
SCI-B1608-33N□□□□	3.3		10	100	3200	6000	220	300
SCI-B1608-39N□□□□	3.9		10	100	3000	6000	250	300
SCI-B1608-47N□□□□	4.7		10	100	2800	5000	280	300
SCI-B1608-56N□□□□	5.6		10	100	2700	5000	290	300
SCI-B1608-68N□□□□	6.8	± 5% ±10%	10	100	2600	4000	300	300
SCI-B1608-82N□□□□	8.2		10	100	2200	4000	330	300
SCI-B1608-100□□□□	10		10	100	1800	3000	350	300
SCI-B1608-120□□□□	12		10	100	1650	2500	400	300
SCI-B1608-150□□□□	15		10	100	1350	2000	450	300
SCI-B1608-180□□□□	18		10	100	1350	2000	500	300
SCI-B1608-220□□□□	22		10	100	1100	1800	550	300
SCI-B1608-270□□□□	27		10	100	1100	1600	600	300
SCI-B1608-330□□□□	33		10	100	1000	1400	650	300
SCI-B1608-390□□□□	39		10	100	900	1300	700	300
SCI-B1608-470□□□□	47		10	100	800	1300	900	300
SCI-B1608-560□□□□	56		10	100	700	1100	1000	300
SCI-B1608-680□□□□	68		10	100	650	1000	1200	300
SCI-B1608-820□□□□	82		10	100	600	850	1500	300
SCI-B1608-101□□□□	100		10	100	550	750	1700	300
SCI-B1608-121□□□□	120		8	50	500	650	2000	250
SCI-B1608-151□□□□	150		8	50	500	600	2400	200
SCI-B1608-181□□□□	180		8	50	400	500	2700	200
SCI-B1608-221□□□□	220		8	50	400	500	2800	200
SCI-B1608-271□□□□	270		8	50	350	450	3100	200

\* SRF : Self-Resonant Frequency.

\* DCR : DC Resistance

### Electrical characteristic Curves



#### Test Equipment & Fixture

L, Q : RF Impedance Analyzer HP4291A , Test Fixture HP16192A

SRF : Network Analyzer 8722ES (Agilent)

Rdc : TWA-161A,B

\*All specifications are subject to change without notice.