


## 3W to 10W Planar High Power Resistors


### BPC Series

- Non-Inductive planar package
- High power density.
- Thin package for high density PCB installation.
- Power dissipated above the board.
- RoHS compliant.



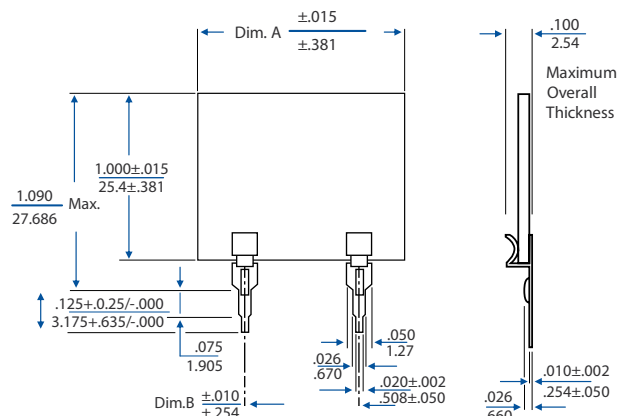
### Applications

- Power supply pre-load resistors.
- UPS systems
- Snubber and pulse handling circuits.
- Pulse generator load resistors.
- In-rush current protection
- Bleeder Resistors

 All parts are Pb-free and comply with EU Directive 2011/65/EU (RoHS2)

## Specification (Dimensions)

Model	BPC3	BPC5	BPC7	BPC10
Dim A	0.40 10.16	0.50 12.70	0.75 19.05	1.00 25.40
Dim B	0.20 5.08	0.20 5.08	0.50 12.70	0.80 20.32



## Materials

Leads:  
Tin Plated Copper Alloy  
Substrate: 96% Alumina  
Resistor: Thick Film

### Notes:

1. Contact factory for custom products, non-standard values and tolerances.

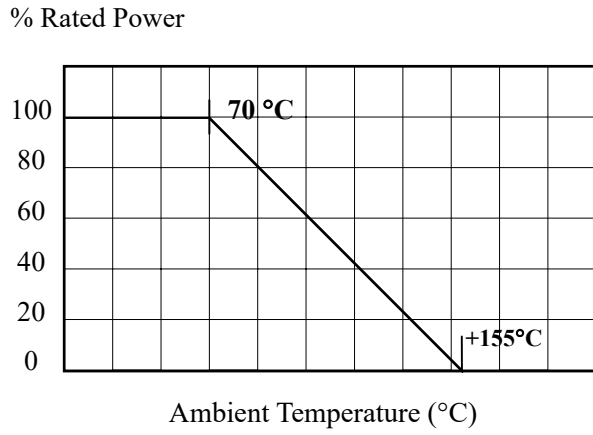
Items	Specification	Conditions
Power Rating	3W, 5W, 7.5W & 10W	@ ambient temp < 70°C
Operating Voltage Max	300Vac, 500VDC	
Resistance Range	0.1Ω to 200 KΩ	Extended resistance range available.
TCR	100 ppm/°C	For -55 to +155°C and above 1Ω.
Tolerance	10, optional +/-5% , 1%, 2%	
Operating Temp. Range	-55 - +155 °C	
Dielectric Withstand Voltage	5000 Volts minimum	
Mechanical Shock	ΔR +/- 0.25 %	100G.
Vibration	ΔR +/- 0.25 %	20G, 10 to 2KHz
Load Life	ΔR +/- 2.0 %	70°C, 90 min. ON, 30 min.OFF, 1000 hours.
Humidity	ΔR +/- 0.5 %	85°C, 85% RH, DC 0.1W, 1000 hours.
Temperature Cycle	ΔR +/- 0.5%	-55°C, 30 min.,+155°C 30min., 5cycles.
Solder Heat (Max)	ΔR +/- 0.25 %	260+/-5°C, 10 seconds,
Solderability	Min 95% coverage	230+/-5°C, 5 seconds.
Insulation Resistance	Over 1000 MΩ	

### General Note

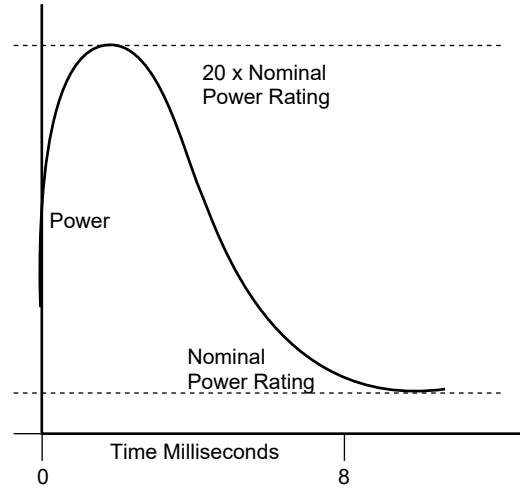
TT Electronics reserves the right to make changes in product specification without notice or liability.  
All information is subject to TT Electronics' own data and is considered accurate at time of going to print.

BPC Series

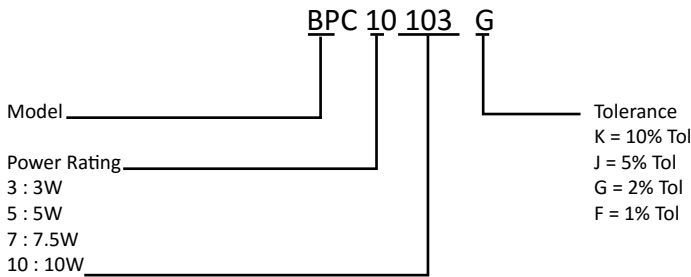
### Derating Curve



### Overload Characteristic



### Ordering Information



Resistance Code Tolerance  
 0.1 Ω : 0R100  
 10 KΩ : 103 First two digits significant, last digit: number of trailing zeros

**General Note**

TT Electronics reserves the right to make changes in product specification without notice or liability.  
 All information is subject to TT Electronics' own data and is considered accurate at time of going to print.