


HRS4E Relay

1.COIL DATA

1-1.Nominal Voltage	3 VDC to 48 VDC
1-2.Coil Resistance	Refer to Table 1
1-3.Operate Voltage	Refer to Table 1
1-4.Release Voltage	Refer to Table 1
1-5.Nominal Power Consumption	360 mW

2.CONTACT DATA

2-1.Contact Arrangement	1 Form A , 1 Form C
2-2.Contact Material	AuCdo
2-3.Contact Rating	12A 120VAC / 24VDC 10A 240VAC / 24VDC
2-4.Max. Switching Voltage	110 VDC / 250 VAC
2-5.Max. Switching Current	15A
2-6.Max. Switching Power	2500 VA , 240W
2-7.Contact Resistance (Initial)	1,000 mΩ, at 6VDC 1A
2-8.Life Expectancy	Electrical 100,000 operations at nominal load Mechanical 10,000,000 operations

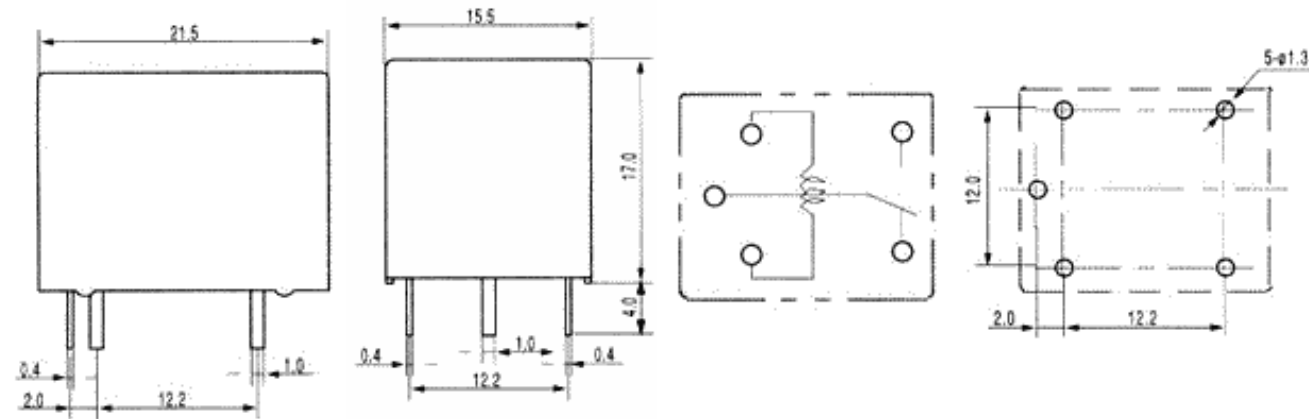


HRS4E Relay

3.GENERAL DATA

3-1.Insulation Resistance	Min.100MΩ, at 500 VDC
3-2.Dielectric Strength	1,000VAC , 1min between open contacts 2,500VAC , 1min between contacts and coil
3-3.Operate Time	Max. 10ms
3-4.Release Time	Max. 5ms
3-5.Temperature Range	-30 to +70 °C
3-6.Shock Resistance	10G
3-7.Vibration Resistance	10 - 55 Hz , Amplitude 1.5mm
3-8.Weight	10 gr.
3-9.Safety Standard	Conform to VDE0110 AND 0435 , UL , CSA

4.DIMENSIONS (in mm)



ii

5.ORDERING CODE

HRS4E	S	DC3V	A	ii	
					CONTACT ARRANGEMENT A: 1 FORM A C:1 FORM C
					NOMINAL VOLTAGE: DC3V , DC5V , DC6V , DC9V , DC12V , DC24V , DC48V

ENCLOSURE
S ---- WASHABLE

TYPE

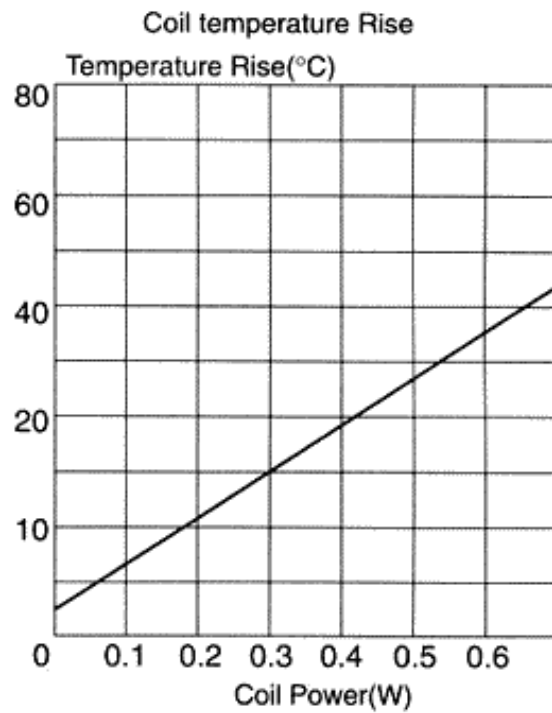
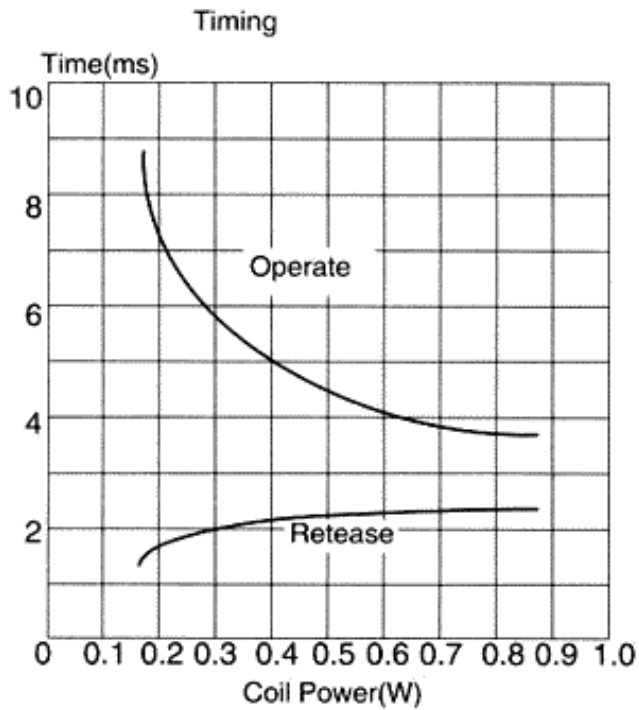
6.COIL DATA CHART

at 20;æ

ORDERING CODE	COIL NOMINAL VDC	COIL RESISTANCE $\pm 10\%$	OPERATE VOLTAGE VDC	RELEASE VOLTAGE VDC	COIL NOMINAL mW
HRS4E-S DC3V	3	25	2.25	0.30	360
HRS4E-S DC5V	5	70	3.75	0.50	
HRS4E-S DC6V	6	100	4.50	0.60	
HRS4E-S DC9V	9	225	6.75	0.90	
HRS4E-S DC12V	12	400	9.00	1.20	
HRS4E-S DC24V	24	1600	18.00	2.40	
HRS4E-S DC48V	48	6400	36.00	4.80	

Table 1

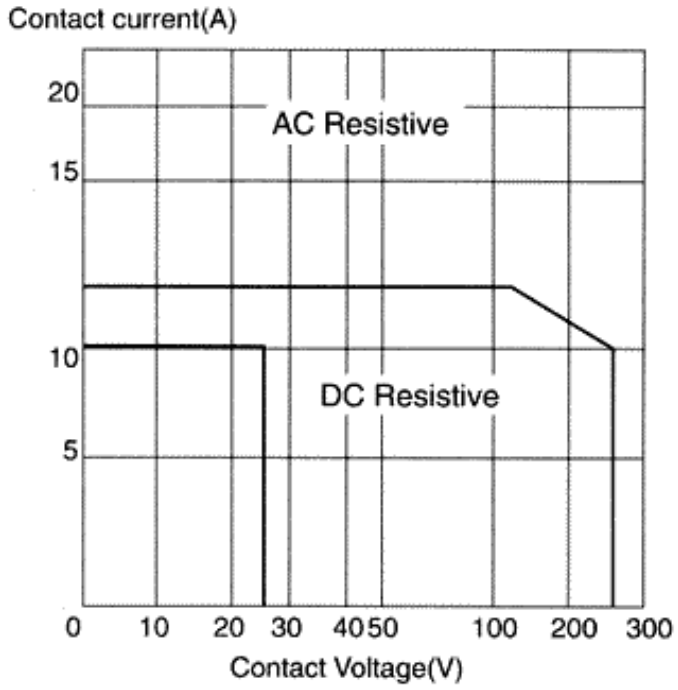
7.HRS4E CHARACTERISTIC DATA



ii

ii

Maximum Switching Power



Life Curve

