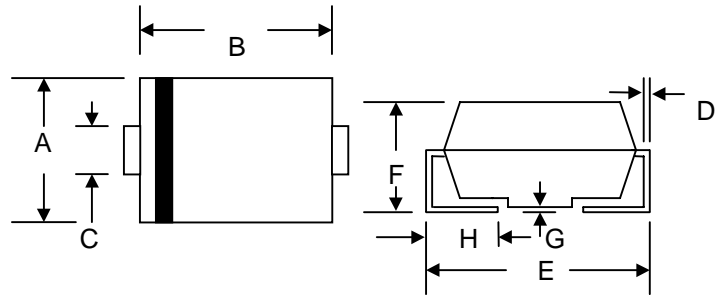


## 2.0A SURFACE MOUNT SCHOTTKY BARRIER RECTIFIER

### Features

- Schottky Barrier Chip
- Ideally Suited for Automatic Assembly
- Low Power Loss, High Efficiency
- Surge Overload Rating to 50A Peak
- For Use in Low Voltage Application
- Guard Ring Die Construction
- Plastic Case Material has UL Flammability Classification Rating 94V-O



### Mechanical Data

- Case: Low Profile Molded Plastic
- Terminals: Solder Plated, Solderable per MIL-STD-750, Method 2026
- Polarity: Cathode Band or Cathode Notch
- Marking: Type Number
- Weight: 0.064 grams (approx.)

| SMA/DO-214AC         |       |       |
|----------------------|-------|-------|
| Dim                  | Min   | Max   |
| A                    | 2.50  | 2.90  |
| B                    | 4.00  | 4.60  |
| C                    | 1.40  | 1.60  |
| D                    | 0.152 | 0.305 |
| E                    | 4.80  | 5.28  |
| F                    | 2.00  | 2.44  |
| G                    | 0.051 | 0.203 |
| H                    | 0.76  | 1.52  |
| All Dimensions in mm |       |       |

### Maximum Ratings and Electrical Characteristics @T<sub>A</sub>=25°C unless otherwise specified

| Characteristic  | Symbol              | SR22        | SR23 | SR24 | SR25 | SR26 | SR28 | SR29 | Unit |
|---|---------------------|-------------|------|------|------|------|------|------|------|
| Peak Repetitive Reverse Voltage   | V <sub>RRM</sub>    |             |      |      |      |      |      |      |      |
| Working Peak Reverse Voltage  | V <sub>RWM</sub>    | 20          | 30   | 40   | 50   | 60   | 80   | 90   | V    |
| DC Blocking Voltage   | V <sub>R</sub>      |             |      |      |      |      |      |      |      |
| RMS Reverse Voltage   | V <sub>R(RMS)</sub> | 14          | 21   | 28   | 35   | 42   | 56   | 64   | V    |
| Average Rectified Output Current @T <sub>L</sub> = 105°C  | I <sub>O</sub>      | 2.0         |      |      |      |      |      |      | A    |
| Non-Repetitive Peak Forward Surge Current<br>8.3ms Single half sine-wave superimposed on<br>rated load (JEDEC Method) | I <sub>FSM</sub>    | 50          |      |      |      |      |      |      | A    |
| Forward Voltage @I <sub>F</sub> = 2.0A  | V <sub>FM</sub>     | 0.50        |      |      | 0.70 |      | 0.85 |      | V    |
| Peak Reverse Current @T <sub>A</sub> = 25°C   | I <sub>RM</sub>     | 0.5         |      |      |      |      |      |      | mA   |
| At Rated DC Blocking Voltage @T <sub>A</sub> = 100°C  |                     | 20          |      |      |      |      |      |      |      |
| Typical Thermal Resistance Junction to Ambient<br>(Note 1)  | R <sub>θJA</sub>    | 75          |      |      |      |      |      |      | K/W  |
| Operating Temperature Range   | T <sub>J</sub>      | -65 to +125 |      |      |      |      |      |      | °C   |
| Storage Temperature Range   | T <sub>STG</sub>    | -65 to +150 |      |      |      |      |      |      | °C   |

Note: 1. Mounted on P.C. Board with 8.0mm<sup>2</sup> copper pad areas

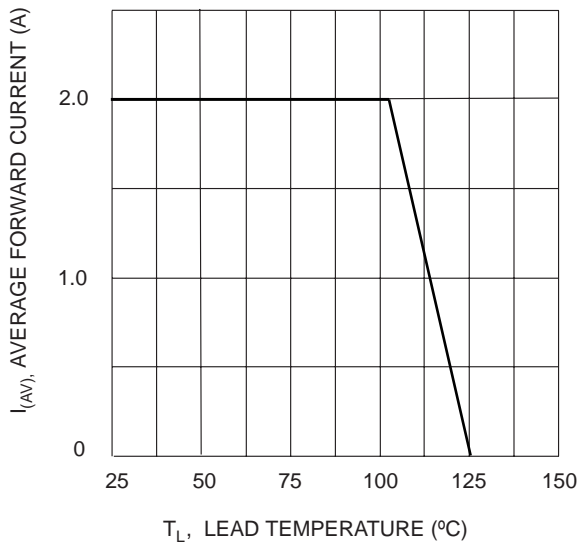


Fig. 1 Forward Current Derating Curve

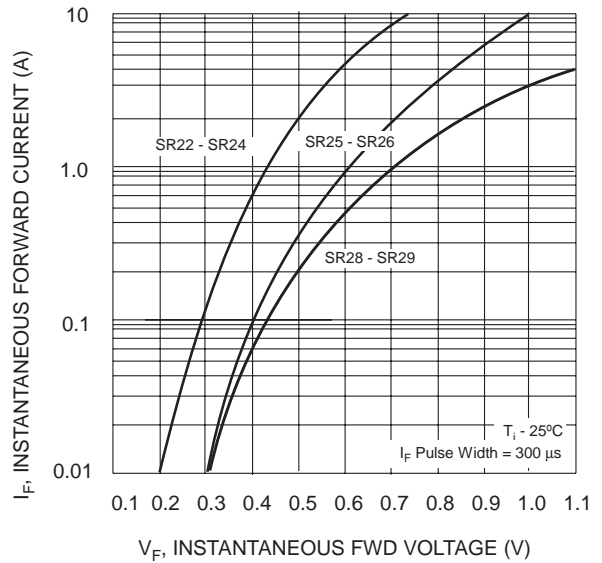


Fig. 2 Typ. Forward Characteristics

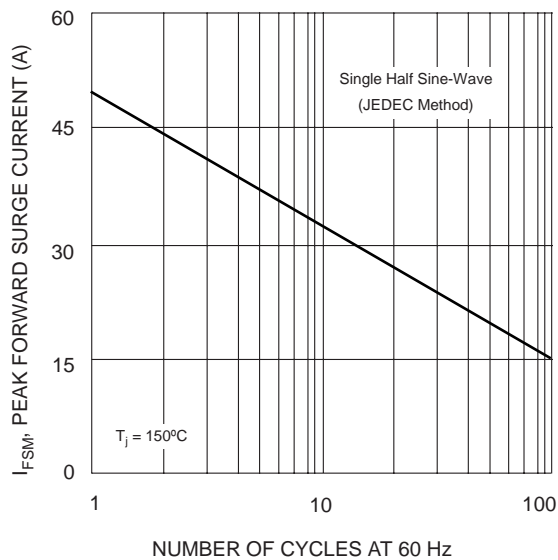


Fig. 3 Max Non-Repetitive Peak Fwd Surge Current

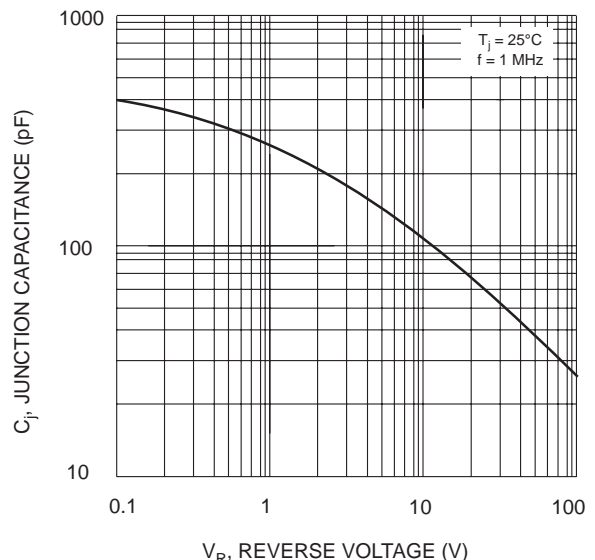


Fig. 4 Typical Junction Capacitance

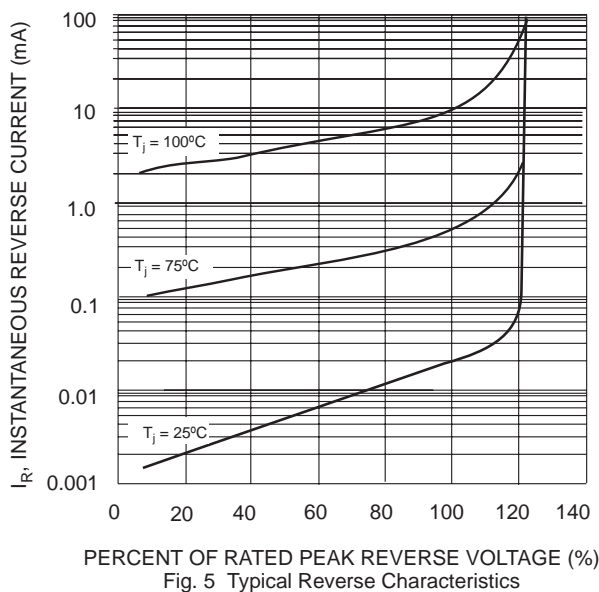


Fig. 5 Typical Reverse Characteristics

## ORDERING INFORMATION

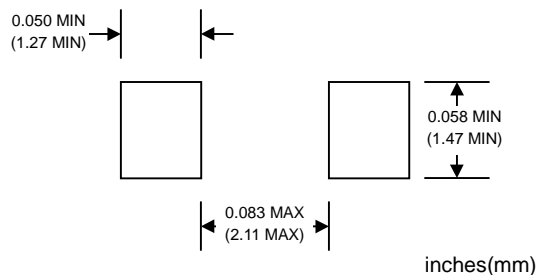
| Product No.♦   | Package Type | Shipping Quantity |
|----------------|--------------|-------------------|
| SR22-T1        | SMA          | 1800/Tape & Reel  |
| <b>SR22-T3</b> | SMA          | 7500/Tape & Reel  |
| SR23-T1        | SMA          | 1800/Tape & Reel  |
| <b>SR23-T3</b> | SMA          | 7500/Tape & Reel  |
| SR24-T1        | SMA          | 1800/Tape & Reel  |
| <b>SR24-T3</b> | SMA          | 7500/Tape & Reel  |
| SR25-T1        | SMA          | 1800/Tape & Reel  |
| <b>SR25-T3</b> | SMA          | 7500/Tape & Reel  |
| SR26-T1        | SMA          | 1800/Tape & Reel  |
| <b>SR26-T3</b> | SMA          | 7500/Tape & Reel  |
| SR28-T1        | SMA          | 1800/Tape & Reel  |
| <b>SR28-T3</b> | SMA          | 7500/Tape & Reel  |
| SR29-T1        | SMA          | 1800/Tape & Reel  |
| <b>SR29-T3</b> | SMA          | 7500/Tape & Reel  |

Products listed in **bold** are WTE Preferred devices.

♦T1 suffix refers to a 7" reel. T3 suffix refers to a 13" reel.

Shipping quantity given is for minimum packing quantity only. For minimum order quantity, please consult the Sales Department.

## RECOMMENDED FOOTPRINT



Won-Top Electronics Co., Ltd (WTE) has checked all information carefully and believes it to be correct and accurate. However, WTE cannot assume any responsibility for inaccuracies. Furthermore, this information does not give the purchaser of semiconductor devices any license under patent rights to manufacturer. WTE reserves the right to change any or all information herein without further notice.

**WARNING:** DO NOT USE IN LIFE SUPPORT EQUIPMENT. WTE power semiconductor products are not authorized for use as critical components in life support devices or systems without the express written approval.

**Won-Top Electronics Co., Ltd.**

No. 44 Yu Kang North 3rd Road, Chine Chen Dist., Kaohsiung, Taiwan

**Phone:** 886-7-822-5408 or 886-7-822-5410

**Fax:** 886-7-822-5417

**Email:** sales@wontop.com

**Internet:** http://www.wontop.com

*We power your everyday.*