

03

0305-1 U

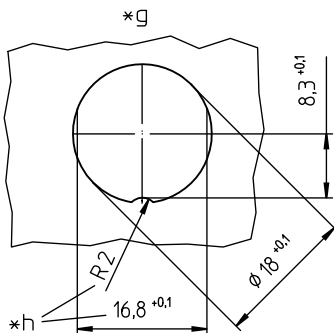
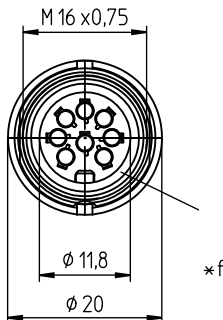
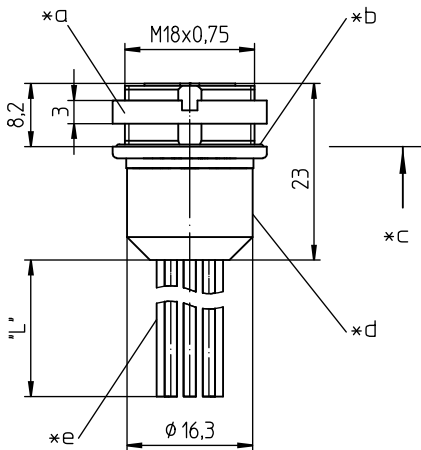
Circular connectors with threaded joint M16 acc. to IEC 61076-2-106, IP40/IP67/IP68



Chassis socket acc. to IEC 61076-2-106 and AISG specification, IP 68, with threaded joint, cables and potted solder area, for back side mounting

03

0305-1 U



Environmental conditions

Temperature range -40 °C/+85 °C

Materials

Insulating body	PA GF, V-0 according to UL94
Contact bush	CuZn, silver-plated and flash gold-plated
Housing	Zn diecast, pre-copper and nickel-plated
Ring screw	CuZn, nickel-plated
Potting	TPU, V-0 according to UL94
Seal	NBR

Mechanical data

Insertion force/contact	≤ 5.0 N ¹
Withdrawal force/contact	≥ 1.2 N ¹
Protection class	IP68 ²

¹ measured with a polished steel pin, nominal thickness 1.5 mm

² according to IEC DIN EN 60529, only in locked condition with an appropriate counterpart; IPX8 requirements under agreement between manufacturer and user










Connected cable

Construction	stranded wire, 7 x Ø 0.26 mm
Section	0,34 mm ² (AWG 22)

Electrical data (at T_{amb} 20 °C)

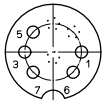
Contact resistance	≤ 5 mΩ
Rated current	5 A (T _{amb} 40 °C)
Rated voltage	100 V (with pollution degree 1) 32 V (with pollution degree 2)
Rated impulse voltage	500 V
Material group	II (IEC)/1 (UL) (CTI ≥ 550)
Overvoltage category	I
Insulation resistance	> 100 MΩ

Associated products

Counterparts		
 0331	 0332	 0332-1
 033200	 0365	 036500
Accessories		
 0322 C 16	 0381	 038199

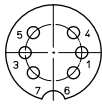
03

0305-1 U

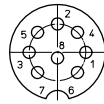


*i

0305-1 05-3 U



-




08-a

0305-1 08-1 U

 0384

 0385

 038799

Color assignment of the cables

1	violett	violet
2	rot	red
3	grün	green
4	weiß	white
5	schwarz	black
6	grau	grey
7	blau	blue
8	braun	brown

- *a nut enclosed separately
- *b O-ring gasket
- *c mounting direction
- *d solder area potted
- *e stranded wire 0.34 mm² (AWG 22), 7 x Ø 0.26 mm
- *f flat gasket
- *g port in mounting plate
- *h anti-rotation, alternative execution
- *i pin configuration according to AISG C485

03

0305-1 U

Designation	Pole Number	PU (Pieces)	MDQ (Pieces)	Dimensions L (mm)
0305-105-3 U	5	50	100	-
0305-108-1 U	8	50	100	140

Packaging:

in a cardboard box