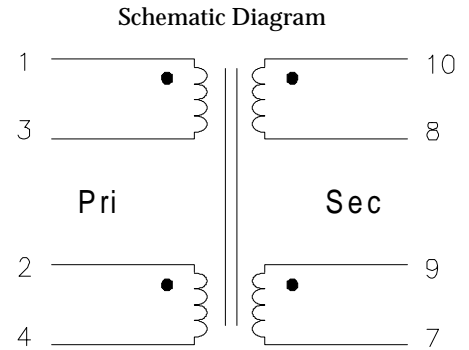


RADSL Transformer

Reinforced Insulation Per EN 41003/EN 60950

Turns Ratio (± 3 %)	1 : 1		
PARAMETER	MIN.	MAX.	UNITS
Primary Inductance ⁽¹⁾ Pins 1-4 with 2 & 4 shorted.	350	465	μH
Leakage Inductance ⁽¹⁾		10	μH
Interwinding Capacitance ⁽¹⁾		25	pF
Primary DC Resistance Pins 1-3 or 2-4		0.9	ohms
Secondary DC Resistance Pins 10-8, or 9-7		0.6	ohms
Isolation (Hi-Pot)	3000		V _{RMS}
DC Bias		2	mA
Insertion Loss 40 kHz to 1.5 MHz		1.0	dB
Insertion Loss 30 kHz to 2.0 MHz		3	dB
Longitudinal Balance 20 KHz to 1 MHz	-60		dB
THD	-70 dB Nom.	45 Vp-p @ 1.5 MHz	
THD	-90 dB Nom.	15 Vp-p @ 100 KHz	

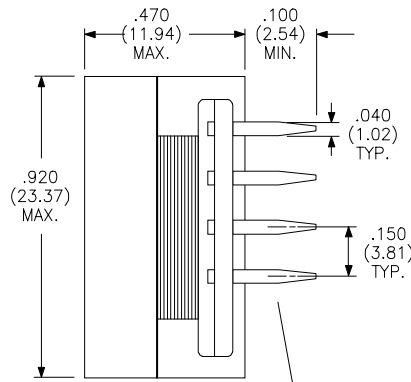


**This part is available in
Surface Mount.
Add Suffix "G"
to part number.**

Physical Dimensions inches (mm)

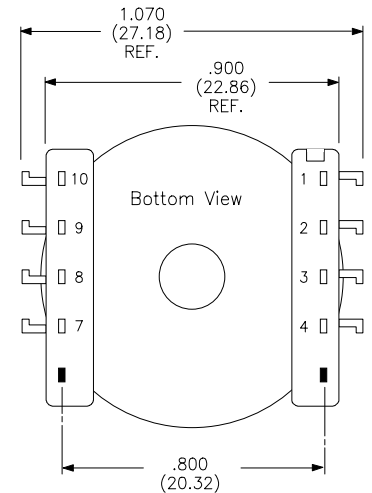
1. Tested at 100 KHz & 100 mV

**Unused Pins
Omitted**



Terminal Dimensions
.020 (.051) X .040 (1.02) Typical.

NOTE: 10 PIN BOBBIN WITH
PIN #5 & #6 REMOVED.



Termination Numbers for Reference Only.

RHOMBUS P/N: T-891	
CUST P/N:	NAME: GLOBESPAN
DATE: 2/3/97	SHEET: 1 of 1