


Data sheet | Item number: 289-588

Interface module; with solder pin; Male connector; 37-pole; Mating connector with solder connection; Vertical mounting; PCB terminal blocks, double-row; in mounting carrier; with shield connection; 2,50 mm²

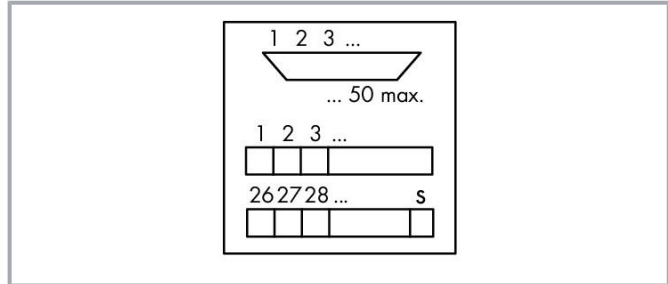


www.wago.com/289-588



i Picture differs from the item.

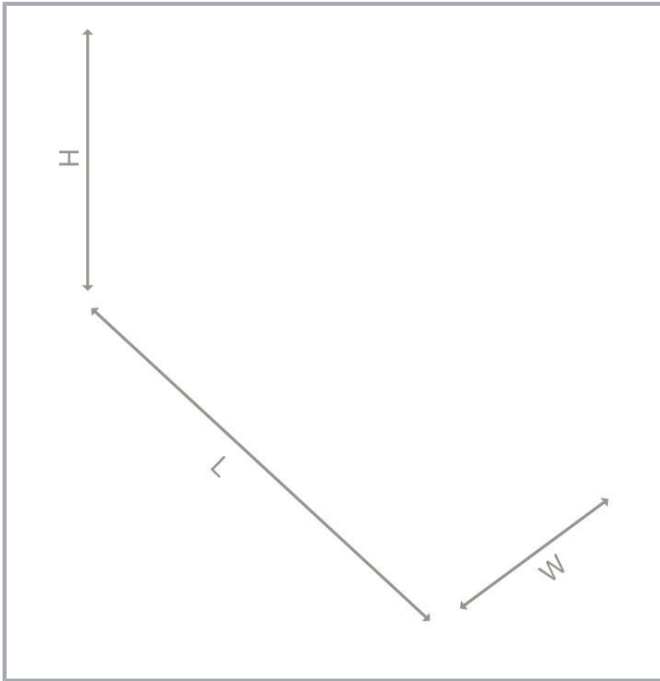
Similar to picture



Subject to changes. Please also observe the further product documentation!

WAGO GmbH & Co. KG
Hansastr. 27
32423 Minden
Phone: +49571 887-0 | Fax: +49571 887-169
Email: info.de@wago.com | Web: www.wago.com

Do you have any questions about our products?
We are always happy to take your call at +49 (571) 887-44222.



Data

Electrical data

| | |
|---------------------------|------------------------|
| Operating voltage | ≤ AC/DC 125 V |
| Nominal current | 2 A |
| Contact resistance (max.) | 30 mΩ |
| Specialty functions | with shield connection |

Safety and protection

| | |
|---------------------|--------|
| Rated voltage | 125 V |
| Rated surge voltage | 0.8 kV |
| Pollution degree | 2 |
| Protection type | IP20 |

Connection data

| | |
|----------------------|----------------------|
| Pole No. | 37 |
| Connection type (1) | System |
| Pluggable connectors | D-sub male connector |
| For mating connector | with solder contact |
| Mating direction | vertical |

Subject to changes. Please also observe the further product documentation!

WAGO GmbH & Co. KG
 Hansastr. 27
 32423 Minden
 Phone: +49571 887-0 | Fax: +49571 887-169
 Email: info.de@wago.com | Web: www.wago.com

Do you have any questions about our products?
 We are always happy to take your call at +49 (571) 887-44222.



| | |
|--------------------------------|--|
| Connection type 2 | Field |
| Pole number 2 | 38 |
| Design 2 | PCB terminal blocks (double-row) |
| Connection technology 2 | CAGE CLAMP® |
| WAGO Connector 2 | WAGO 236 Series |
| Solid conductor 2 | 0.08 ... 2.5 mm ² / 28 ... 12 AWG |
| Fine-stranded conductor 2 | 0.08 ... 2.5 mm ² / 28 ... 12 AWG |
| Strip length 2 | 5 ... 6 mm / 0.2 ... 0.24 inch |
| Note (conductor cross-section) | 12 AWG: THHN, THWN |
| Performance level | 2 / 200 mating cycles |
| Strain relief | UNC 4-40 stud bolt |

Physical data

| | |
|-----------------------------------|---------------------|
| Width | 102 mm / 4.016 inch |
| Height | 85 mm / 3.346 inch |
| Depth from upper edge of DIN-rail | 34 mm / 1.339 inch |

Mechanical data

| | |
|----------------|------------------|
| Mounting type | DIN-35 rail |
| Housing design | Mounting carrier |

Material data

| | |
|------------------------------|------------|
| Contact material (connector) | Au over Ni |
| Fire load | 1.184 MJ |
| Weight | 108.7 g |

Environmental requirements

| | |
|---|----------------------|
| Surrounding air temperature (operation) | -20 ... 50 °C |
| Surrounding air temperature (storage) | -40 ... 70 °C |
| Relative humidity | 85% (non-condensing) |
| Operating altitude (max.) | 2000 m |

Standards and specifications

| | |
|--------------------------|----------------|
| Standards/Specifications | EN 61010-2-201 |
|--------------------------|----------------|

Subject to changes. Please also observe the further product documentation!

WAGO GmbH & Co. KG
 Hansastr. 27
 32423 Minden
 Phone: +49571 887-0 | Fax: +49571 887-169
 Email: info.de@wago.com | Web: www.wago.com


Do you have any questions about our products?
 We are always happy to take your call at +49 (571) 887-44222.

Commercial data

| | |
|-----------------------|---------------------------|
| Product Group | 6 (Interface Electronics) |
| PU (SPU) | 3 (1) Stück |
| Packaging type | box |
| Country of origin | DE |
| GTIN | 4045454366988 |
| Customs tariff number | 85366990990 |


Approvals / Certificates

UL-Approvals




| Logo | Approval | Additional Approval Text | Certificate name |
|--|---|--------------------------|----------------------------|
|  | UL Underwriters Laboratories Inc. (ORDINARY LOCATIONS) | UL 508 | E175199 Vol.2 Sec. 1 |

Optional accessories

Tool

| Operating tool | | |
|--|---|--|
|  | Item no.: 210-720 Operating tool; Blade: 3.5 x 0.5 mm; with a partially insulated shaft; multicoloured | www.wago.com/210-720 |

Marking accessories

| Marking strip | | |
|--|--|--|
|  | Item no.: 709-196 Marking strips; for laser printer; translucent | www.wago.com/709-196 |
|  | Item no.: 709-178 Marking strips; on reel; 7.5 mm wide; not stretchable; plain; snap-on type; white | www.wago.com/709-178 |
|  | Item no.: 709-177 Marking strips; on reel; 7.5 mm wide; not stretchable; plain; snap-on type; translucent | www.wago.com/709-177 |

Subject to changes. Please also observe the further product documentation!



Downloads

Documentation

Bid Text

| | | | |
|------------------------|--------------|---------------|----------|
| 289-588 X81 - Datei | 2019. 2. 19. | xml 3.7 kB | Download |
|------------------------|--------------|---------------|----------|

| | | | |
|------------------------|-------------|----------------|----------|
| 289-588 doc - Datei | 2015. 2. 6. | doc 27.6 kB | Download |
|------------------------|-------------|----------------|----------|

Instruction Leaflet

| | | | |
|--|--|---------------|----------|
| | | pdf 1.3 MB | Download |
|--|--|---------------|----------|

Additional Information

| | | | |
|--|---------|-----------------|----------|
| Disposal; Electrical and electronic equipment, Packaging | V 1.0.0 | pdf 265.8 kB | Download |
|--|---------|-----------------|----------|

CAD/CAE-Data

CAE data

| | | | |
|---------------------------|--|-----|----------|
| EPLAN Data Portal 289-588 | | URL | Download |
|---------------------------|--|-----|----------|

| | | | |
|------------------------|--|-----|----------|
| WSCAD Universe 289-588 | | URL | Download |
|------------------------|--|-----|----------|

| | | | |
|----------------------|--|-----|----------|
| ZUKEN Portal 289-588 | | URL | Download |
|----------------------|--|-----|----------|

CAD data

| | | | |
|----------------------|--|-----|----------|
| 2D/3D Models 289-588 | | URL | Download |
|----------------------|--|-----|----------|

Environmental Product Compliance

Compliance Search


| | | | |
|--|--|-----|----------|
| Environmental Product Compliance 289-588 | | URL | Download |
|--|--|-----|----------|

Interface module; with solder pin; Male connector; 37-pole; Mating connector with solder connection; Vertical mounting; PCB terminal blocks, double-row; in mounting carrier; with shield connection; 2,50 mm²


Subject to changes. Please also observe the further product documentation!

Installation Notes

Inserting a conductor




Conductor termination – screwdriver actuation parallel to conductor entry




Conductor termination – screwdriver actuation perpendicular to conductor entry

Installation



Snapping a module onto DIN-rail.



Removing a module from the DIN-rail.

Subject to changes. Please also observe the further product documentation!