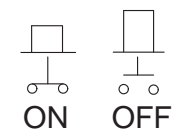
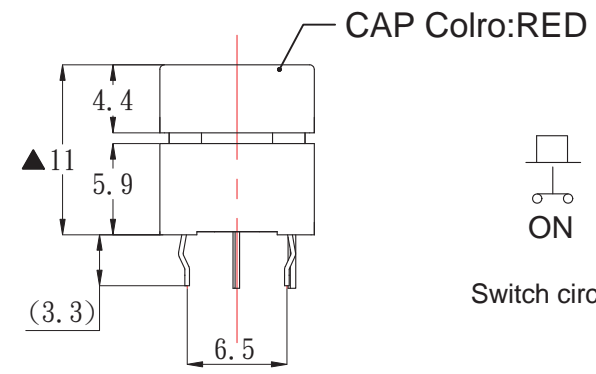
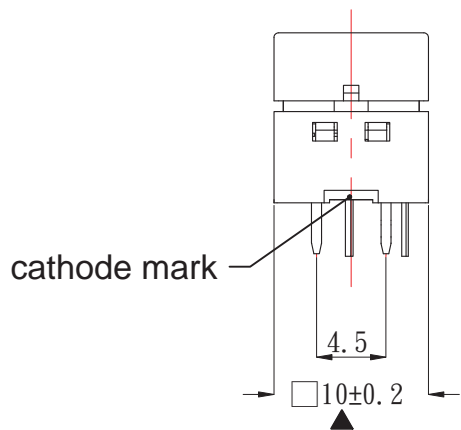
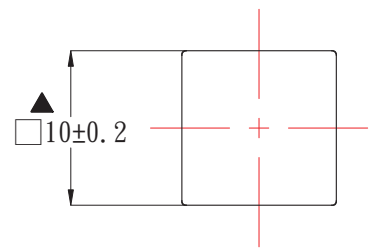
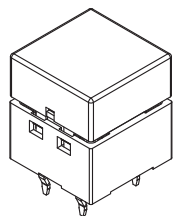
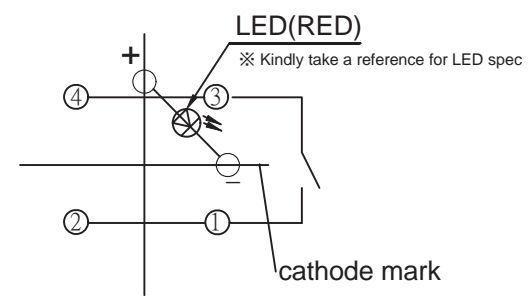


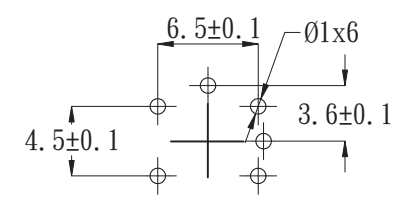
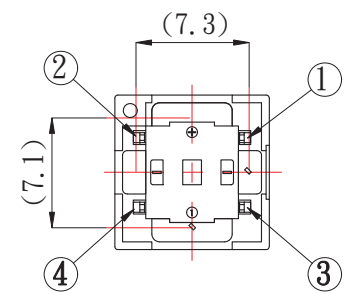
本公司智慧財產，未經同意不得複製
DAILYWELL copyright, may not be used
without permission from DAILYWELL



Switch circuit diagram



CIRCUIT SINGLE COLOR LED(TOP VIEW)



PCB MOUNTING SINGLE COLOR LED(TOP VIEW)

SPECIFICATIONS
 CIRCUIT: SPST-NO
 FUNCTION: MOMENTARY
 CONTACT RATING:
 1~50mA @5V~24V DC.(resistive load).
 OPERATING FORCE: 170±40gf (Standard Force)
 TOTAL TRAVEL: 0.25+0.2/-0.1mm.
 ELECTRICAL LIFE: 500,000 operations min.(Standard force)
 CONTACT RESISTANCE: 100 mΩ max.(inital value)
 INSULATION RESISTANCE: 100 MΩ min.
 DELECTRIC STRENGTH: 500V RMS@sea level.
 OPERATING TEMPERATURE: -25°Cto 70°C.

MATERIAL
 CASE: PBT(UL 94-V0)
 HOUSING:PBT(UL 94-V0)
 ACTUATOR: PC
 TERMINAL/CONTACT: Brass,Silver plated
 RoHS & Lead Free

德利威電子股份有限公司
DAILYWELL ELECTRONICS CO.,LTD.

符號	原尺寸	修改後尺寸	變更日期	SCALE(比例): 2:1	TITLE 圖名	TACT SWITCH		SIZE 圖紙	A4	
1	(A)			TOLERANCE (公差): 0.00 mm ± 0.25mm 0.0 mm ± 0.40mm ANGULAR: ± 2° FILE NAME : KT0054	DWG NO. 圖號	KT-0313Q-A10		UNIT 單位	mm	
2	(B)				REV. 版本	A	DATE 日期	DEC - 18 - 2017	SHEET 張數	1 of 1
3	(C)				CHECKED BY 審核	簡光萬		DRAWN BY 製圖	IRENE	
4	(D)									
5	(E)									