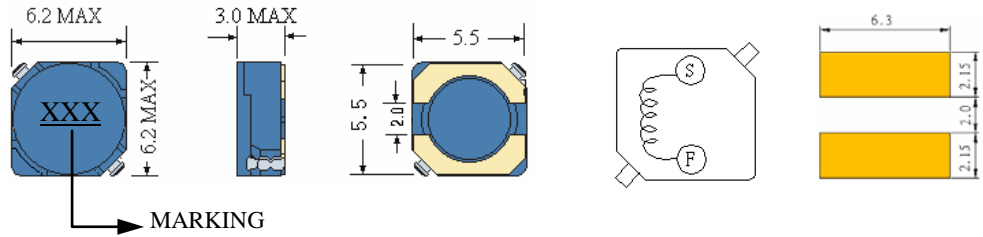


SCRH5D28

SMD POWER INDUCTORS



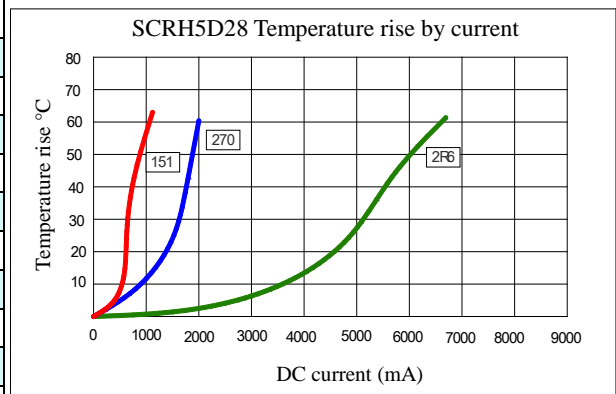
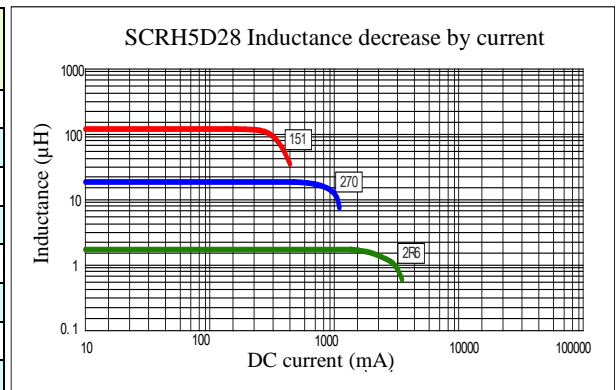
• Features

1. Magnetically shielded construction
2. Excellent Power Density
3. Engineered to Provide High Efficiency

ELECTRICAL CHARACTERISTICS



Part NumSer	Inductance (uH) (1)	Test Frequency	DC Resistance (Ω MAX) (2)	Saturation Current (3) (A)	Temperature Current (4) (A)
SCRH5D28-2R6	2.6	10KHZ	18m	2.60	4.90
SCRH5D28-3R0	3.0	10KHZ	24m	2.30	4.40
SCRH5D28-4R2	4.2	10KHZ	31m	2.00	4.00
SCRH5D28-5R3	5.3	10KHZ	38m	1.80	3.60
SCRH5D28-6R2	6.2	10KHZ	45m	1.65	3.24
SCRH5D28-8R2	8.2	10KHZ	53m	1.44	2.92
SCRH5D28-100	10	10KHZ	65m	1.30	2.62
SCRH5D28-120	12	10KHZ	76m	1.15	2.35
SCRH5D28-150	15	10KHZ	103m	1.00	2.11
SCRH5D28-180	18	10KHZ	110m	0.95	1.89
SCRH5D28-220	22	10KHZ	122m	0.86	1.70
SCRH5D28-270	27	10KHZ	175m	0.79	1.53
SCRH5D28-330	33	10KHZ	189m	0.72	1.37
SCRH5D28-390	39	10KHZ	212m	0.65	1.23
SCRH5D28-470	47	10KHZ	260m	0.60	1.10
SCRH5D28-560	56	10KHZ	305m	0.55	1.04
SCRH5D28-680	68	10KHZ	355m	0.50	0.98
SCRH5D28-820	82	10KHZ	463m	0.45	0.93
SCRH5D28-101	100	10KHZ	520m	0.40	0.84
SCRH5D28-121	120	10KHZ	850m	0.31	0.75
SCRH5D28-151	150	10KHZ	956m	0.26	0.68



- (1). Inductance tolerance $\pm 30\%$ tested at 0.25V, 0ADC and 25°C
- (2). DCR measured at 25°C.
- (3). The DC current at which the inductance decreases by 35% from its initial value.
- (4). The DC current that results in a 40°C temperature rise from 25°C ambient.

[Click here for QUANTITY PER REEL & PACKING INFORMATION](#)

Custom versions available upon request.



belfuse.com/signal

© 2019 Signal Transformer – Specification subject to change without notice. 12.19

128 Atlantic Avenue, Lynbrook, NY 11563
 Toll Free 866-239-5777 • Tel 516-239-5777 • Fax 516-239-7208
Sales@signaltransformer.com • techhelp@signaltransformer.com