


# 3 POLE DEFINITE PURPOSE CONTACTORS (25A THRU 40A)

White  
Rodgers

## 40 Amp with Cover



Approximate Overall Dimensions  
3<sup>3</sup>/<sub>4</sub>" x 2<sup>3</sup>/<sub>8</sub>" x 3"

Pressure Connectors line and load sides for #14 thru #4 wire. 1/4" Double Quick Connect auxiliary and coil terminals.

## 90-160 THRU 90-172 WR/RBM TYPE 154

Designed for Central Air Conditioning and Heating Equipment

### FEATURES

- Any position mounting.
- Interchangeable mounting plate.
- Low wattage coil.
- Double break contacts ensure positive make and break.

### SPECIFICATIONS

Insulating Material	.....	Contact block and carrier are high quality electrical-grade thermosetting resin
Temperature Range	.....	-40°F to 150°F
Mechanical Life	.....	Conforms to UL and ARI specifications
Electrical Life	.....	Conforms to UL and ARI specifications
Weight (approximate)	.....	16 oz.
Agency	.....	U.L. file number E75492 C.S.A. file number LR49598
Coils Frequency	.....	50/60 Hz
Coil Insulation	.....	Class B (130°C) 24 through 208/240 Volts AC
Termination	.....	Pressure connector and Double 1/4" Q.C.
Operate	.....	85% of nominal coil voltage; 110% maximum safe operate
Duty Cycle	.....	Continuous

### COIL DATA – 25, 30 and 40 Amp, 600 Volt Three Pole Normally Open (3 P.N.O.)

Model Number			Coil Voltage AC (60 Hz)	Res DC OHMS	Current MA	Nominal VA	Max. Inrush VA
25 Amp	30 Amp	40 Amp					
90-160	90-163	90-170	24	7.2	187	4.5	52
90-161	90-164	90-171	120	180	37	4.5	52
90-162	90-165	90-172	208/240	720	19	4.5	52

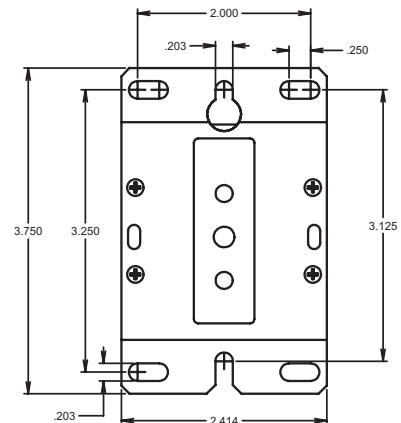

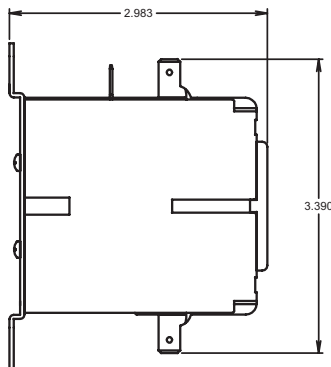
### CONTACT RATINGS – 25 and 30 Amp, 600 Volt Three Pole Normally Open (3 P.N.O.)

Type	Voltage	277 VAC	480 VAC	600 VAC
90-160 thru 90-162	Full Load	25 A.	25 A.	25 A.
	Lock Rotor	150 A.	125 A.	100 A.
	Resistive	40 A.	40 A.	40 A.
90-163 thru 90-165	Full Load	30 A.	30 A.	30 A.
	Lock Rotor	180 A.	150 A.	120 A.
	Resistive	50 A.	50 A.	50 A.

### CONTACT RATINGS – 40 Amp, 600 Volt Three Pole Normally Open (3 P.N.O.)

Type	Voltage	277 VAC	480 VAC	600 VAC
90-170 thru 90-172	Full Load	40 A.	40 A.	40 A.
	Lock Rotor	240 A.	200 A.	160 A.
	Resistive	50 A.	50 A.	50 A.

### 90-160 thru 90-172



# Mouser Electronics

Authorized Distributor

Click to View Pricing, Inventory, Delivery & Lifecycle Information:

[White-Rodgers:](#)

[90-163S1](#) [90-170S1](#) [90-171S1](#) [90-172S1](#) [90-171](#) [90-164](#) [90-170](#) [90-172](#) [90-163](#)