

High Frequency/High Current Ferrite Chip Beads NCB-GH Series

FEATURES

- STANDARD EIA 0402 ~ 0603 CASE SIZES
- EFFECTIVE EM/RFI SUPPRESSION ≥ 1 GHz
- CURRENT RATINGS UP TO 1500 mA
- HIGH IMPEDANCE OVER A WIDE FREQUENCY RANGE
- COMPATIBLE WITH AUTOMATIC PICK AND PLACE EQUIPMENT
- REFLOW SOLDERING APPLICABLE

RoHS
Compliant
includes all homogeneous materials

*See Part Number System for Details

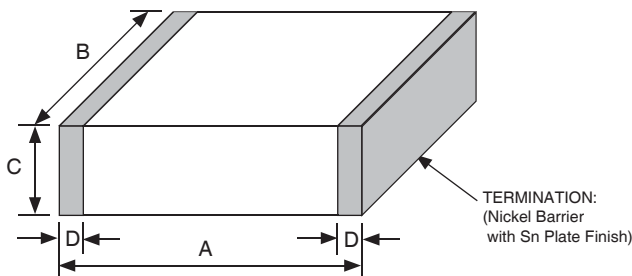
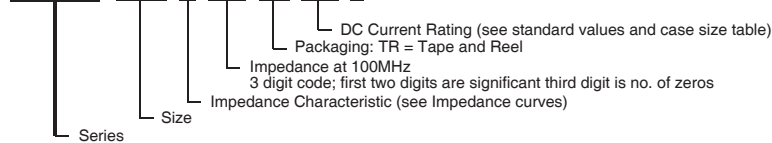
OPERATING TEMPERATURE RANGE: -55°C TO +125°C*

EIA Size	NIC P/N	Impedance at 100MHz Ohms Ω	Impedance at 1GHz Ohms Ω	DC Resistance Max. (Ω)	DC Current Max.* (mA)	A (mm)	B (mm)	C (mm)	D (mm)
0402	NCB-GH0402D121TR060F	120	100	0.25	600	1.0 \pm 0.1	0.5 \pm 0.1	0.5 \pm 0.1	0.25 \pm 0.1
	NCB-GH0402U121TR060F	120	100	0.25	600				
	NCB-GH0402U121TR110F	120	100	0.13	1100				
	NCB-GH0402D221TR050F	220	300	0.38	500				
	NCB-GH0402U221TR050F	220	200	0.38	500				
	NCB-GH0402U221TR070F	220	250	0.25	700				
0603	NCB-GH0603U101TR080F	100	100	0.2	800	1.6 \pm 0.2	0.8 \pm 0.15	0.8 \pm 0.15	0.3 \pm 0.2
	NCB-GH0603U101TR200F	100	100	0.055	2000				
	NCB-GH0603G121TR090F	120	700	0.13	900				
	NCB-GH0603U121TR200F	120	110	0.055	2000				
	NCB-GH0603D151TR080F	150	200	0.2	800				
	NCB-GH0603D151TR150F	150	200	0.07	1500				
	NCB-GH0603D221TR060F	220	300	0.25	600				
	NCB-GH0603D221TR120F	220	300	0.12	1200				
	NCB-GH0603U221TR060F	220	220	0.25	600				
	NCB-GH0603D331TR050F	330	500	0.3	500				
	NCB-GH0603D331TR090F	330	500	0.15	900				
	NCB-GH0603U331TR050F	330	300	0.15	500				
	NCB-GH0603D391TR070F	390	600	0.18	700				
	NCB-GH0603D471TR050F	470	700	0.32	500				
	NCB-GH0603D471TR070F	470	700	0.22	700				
	NCB-GH0603U471TR050F	470	400	0.32	500				
	NCB-GH0603D601TR050F	600	1000	0.35	500				
	NCB-GH0603D601TR070F	600	1000	0.24	700				
	NCB-GH0603U601TR050F	600	450	0.35	500				
	NCB-GH0603D102TR015F	1000	1300	0.9	150				
	NCB-GH0603D102TR060F	1000	1000	0.35	600				
	NCB-GH0603U102TR015F	1000	750	0.9	150				
	NCB-GH0603E152TR050F	1500	1000	0.5	500				

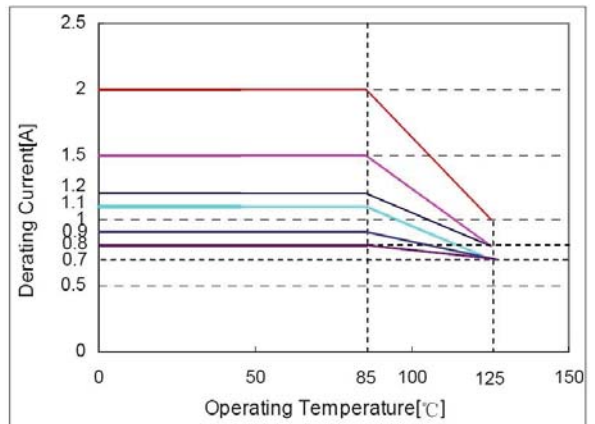
Note: Other values and case sizes available.

PART NUMBER SYSTEM

NCB-GH 0603 U 331 TR 050 F



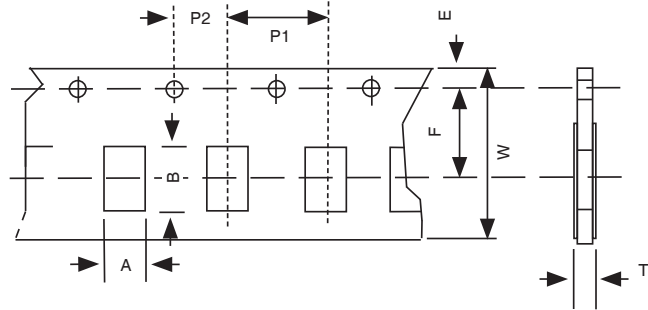
*NCB-GH Derating Above +85°C
(Derating applies to part numbers with current ratings of 800mA and higher)



TAPE DIMENSIONS (mm)

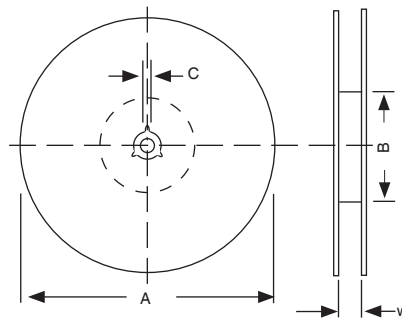
Dimensions	NCB-G0402 NCB-GH0402	NCB-G0603 NCB-GH0603
A	0.65	1.00
B	1.15	1.80
T	0.80	1.10
W	8.0 ± 0.3	
E	1.75 ± 0.1	
F	3.5 ± 0.05	
P1	2.0 ± 0.1	4.0 ± 0.1
P2	2.0 ± 0.05	
Chips/Reel	10,000	4,000

(PRESSED PAPER CARRIER)



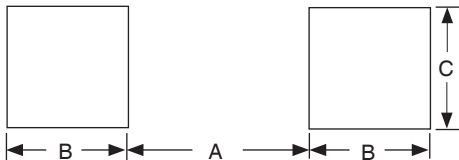
REEL DIMENSIONS

Dim	Size: 0402 & 0603
A	178 ± 2.0
B	58 ± 2.0
C	3.0 ± 0.1
W	9.0 ± 1.5



RECOMMENDED LAND PATTERN (mm)

Size	A	B	C
0402	0.45 ~ 0.55	0.40 ~ 0.50	0.45 ~ 0.55
0603	0.60 ~ 0.80	0.60 ~ 0.80	0.60 ~ 0.80



REFLOW SOLDERING PROFILE

