



SMBJ SERIES

GLASS PASSIVATED SURFACE MOUNT TRANSIENT VOLTAGE SUPPRESSOR

Breakdown Voltage - 5.0 to 440Volts

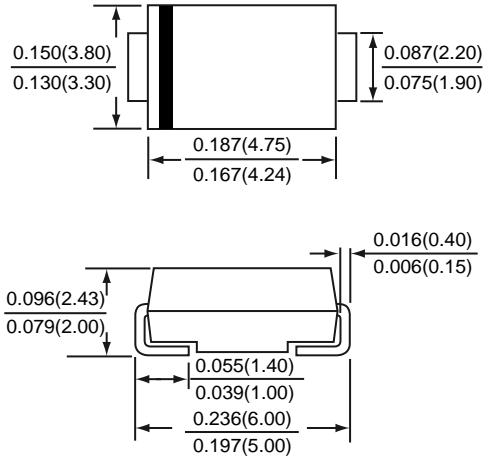
Peak Pulse Power-600 Watts

SMB/DO-214AA



FEATURES

- * Glass passivated chip
- * 600 W peak pulse power capability with a 10/1000 μ s waveform, repetitive rate (duty cycle) : 0.01%
- * Low leakage
- * Excellent clamping capability
- * Very fast response time



*Dimensions in inches and (millimeters)

MECHANICAL DATA

Case : JEDEC DO-214AA molded plastic

Terminals : Solder plated, solderable per MIL-STD-750, Method 2026

Polarity : Color band denotes positive end (cathode) except for bidirectional types

Weight : 0.003 ounces , 0.093 gram

MAXIMUM RATINGS AND ELECTRICAL CHARACTERISTICS

*Ratings at 25 °C ambient temperature unless otherwise specified.
 single phase, half wave, 60Hz resistive or inductive load.
 for capacitive load, derate current by 20%*

RATING	SYMBOL	VALUE	UNITS
Peak power dissipation with a 10/1000 μ s waveform (note 1)	P _{PPM}	600	Watts
Peak pulse current with a 10/1000 μ s waveform (note 1)	I _{PPM}	See next table	Amps
Power dissipation on infinite heatsink at T _L = 75	P _D	5.0	Watts
Peak forward surge current, 8.3ms single half sine-wave unidirectional only (note 2)	I _{FSM}	100	Amps
Operating junction and storage temperature range	T _J , T _{STG}	-55 to +150	

NOTES : (1) Non-repetitive current pulse per Fig. 5 and derated above T_A = 25 per Fig. 1
 (2) Measured on 8.3ms single half sine-wave or equivalent square wave, duty cycle = 4 pulses per minute maximum.

SMBJ PART NUMBER		Device Marking Code		Working Peak Reverse Voltage V_{RWM} (V)	Breakdown Voltage V_{BR} @ I_T			Maximum Clamping Voltage V_C (V) @ I_{PP}	Maximum Reverse Surge Current I_{PP} (A) @ $10 \times 1000 \mu s$ sinewave	Maximum Reverse Leakage I_R (μA) @ V_{RWM}
UNI- POLAR	BI-POLAR	UNI	BI		Min. (V)	Max. (V)	I_T (mA)			
SMBJ5.0A	SMBJ5.0CA	KE	AE	5.0	6.40	7.00	10	9.2	65.22	800
SMBJ6.0A	SMBJ6.0CA	KG	AG	6.0	6.67	7.37	10	10.3	58.25	800
SMBJ6.5A	SMBJ6.5CA	KK	AK	6.5	7.22	7.98	10	11.2	53.57	500
SMBJ7.0A	SMBJ7.0CA	KM	AM	7.0	7.78	8.60	10	12.0	50.00	200
SMBJ7.5A	SMBJ7.5CA	KP	AP	7.5	8.33	9.21	1	12.9	46.51	100
SMBJ8.0A	SMBJ8.0CA	KR	AR	8.0	8.89	9.83	1	13.6	44.12	50
SMBJ8.5A	SMBJ8.5CA	KT	AT	8.5	9.44	10.4	1	14.4	41.67	10
SMBJ9.0A	SMBJ9.0CA	KV	AV	9.0	10.0	11.1	1	15.4	38.96	5
SMBJ10A	SMBJ10CA	KX	AX	10	11.1	12.3	1	17.0	35.29	5
SMBJ11A	SMBJ11CA	KZ	AZ	11	12.2	13.5	1	18.2	32.97	5
SMBJ12A	SMBJ12CA	LE	BE	12	13.3	14.7	1	19.9	30.15	5
SMBJ13A	SMBJ13CA	LG	BG	13	14.4	15.9	1	21.5	27.91	5
SMBJ14A	SMBJ14CA	LK	BK	14	15.6	17.2	1	23.2	25.86	5
SMBJ15A	SMBJ15CA	LM	BM	15	16.7	18.5	1	24.4	24.59	5
SMBJ16A	SMBJ16CA	LP	BP	16	17.8	19.7	1	26.0	23.08	5
SMBJ17A	SMBJ17CA	LR	BR	17	18.9	20.9	1	27.6	21.74	5
SMBJ18A	SMBJ18CA	LT	BT	18	20.0	22.1	1	29.2	20.55	5
SMBJ19A	SMBJ19CA	LB	BB	19	21.1	23.3	1	30.8	19.49	5
SMBJ20A	SMBJ20CA	LV	BV	20	22.2	24.5	1	32.4	18.52	5
SMBJ22A	SMBJ22CA	LX	BX	22	24.4	26.9	1	35.5	16.90	5
SMBJ24A	SMBJ24CA	LZ	BZ	24	26.7	29.5	1	38.9	15.42	5
SMBJ26A	SMBJ26CA	ME	CE	26	28.9	31.9	1	42.1	14.25	5
SMBJ28A	SMBJ28CA	MG	CG	28	31.1	34.4	1	45.4	13.22	5
SMBJ30A	SMBJ30CA	MK	CK	30	33.3	36.8	1	48.4	12.40	5
SMBJ33A	SMBJ33CA	MM	CM	33	36.7	40.6	1	53.3	11.26	5
SMBJ36A	SMBJ36CA	MP	CP	36	40.0	44.2	1	58.1	10.33	5
SMBJ40A	SMBJ40CA	MR	CR	40	44.4	49.1	1	64.5	9.30	5
SMBJ43A	SMBJ43CA	MT	CT	43	47.8	52.8	1	69.4	8.65	5
SMBJ45A	SMBJ45CA	MV	CV	45	50.0	55.3	1	72.7	8.25	5
SMBJ48A	SMBJ48CA	MX	CX	48	53.3	58.9	1	77.4	7.75	5
SMBJ51A	SMBJ51CA	MZ	CZ	51	56.7	62.7	1	82.4	7.28	5
SMBJ54A	SMBJ54CA	NE	DE	54	60.0	66.3	1	87.1	6.89	5
SMBJ58A	SMBJ58CA	NG	DG	58	64.4	71.2	1	93.6	6.41	5
SMBJ60A	SMBJ60CA	NK	DK	60	66.7	73.7	1	96.8	6.20	5
SMBJ64A	SMBJ64CA	NM	DM	64	71.1	78.6	1	103	5.83	5
SMBJ70A	SMBJ70CA	NP	DP	70	77.8	86.0	1	113	5.31	5
SMBJ75A	SMBJ75CA	NR	DR	75	83.3	92.1	1	121	4.96	5
SMBJ78A	SMBJ78CA	NT	DT	78	86.7	95.8	1	126	4.76	5
SMBJ80A	SMBJ80CA	NB	DB	80	88.8	97.6	1	130	4.63	5
SMBJ85A	SMBJ85CA	NV	DV	85	94.4	104	1	137	4.38	5
SMBJ90A	SMBJ90CA	NX	DX	90	100	111	1	146	4.11	5
SMBJ100A	SMBJ100CA	NZ	DZ	100	111	123	1	162	3.70	5
SMBJ110A	SMBJ110CA	PE	EE	110	122	135	1	177	3.39	5
SMBJ120A	SMBJ120CA	PG	EG	120	133	147	1	193	3.11	5
SMBJ130A	SMBJ130CA	PK	EK	130	144	159	1	209	2.87	5
SMBJ140A	SMBJ140CA	PB	EB	140	155	171	1	227	2.65	5
SMBJ150A	SMBJ150CA	PM	EM	150	167	185	1	243	2.47	5
SMBJ160A	SMBJ160CA	PP	EP	160	178	197	1	259	2.32	5
SMBJ170A	SMBJ170CA	PR	ER	170	189	209	1	275	2.18	5
SMBJ180A	SMBJ180CA	PT	ET	180	200	220	1	292	2.06	5
SMBJ190A	SMBJ190CA	PV	EV	190	211	232	1	308	1.95	5
SMBJ200A	SMBJ200CA	PW	EW	200	224	247	1	324	1.85	5
SMBJ220A	SMBJ220CA	PX	EX	220	246	272	1	356	1.69	5
SMBJ250A	SMBJ250CA	PZ	EZ	250	279	309	1	405	1.48	5
SMBJ300A	SMBJ300CA	QE	FE	300	335	371	1	486	1.23	5
SMBJ350A	SMBJ350CA	QG	FG	350	391	432	1	567	1.06	5
SMBJ400A	SMBJ400CA	QK	FK	400	447	494	1	648	0.93	5
SMBJ440A	SMBJ440CA	QM	FM	440	492	543	1	713	0.84	5

NOTE : 1. Suffix " A " denotes 5% tolerance device.
 2. Add suffix " CA " after part number to specify Bi-directional devices.
 3. For Bi-Directional devices having V_R of 10 volts and under, the I_R limit is double .

RATINGS AND CHARACTERISTIC CURVES SMBJ SERIES

FIG. 1 - PULSE DERATING CURVE

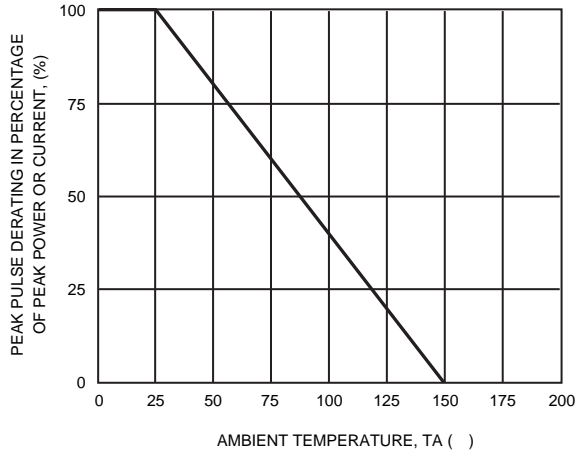


FIG. 2 - MAXIMUM NON-REPETITIVE

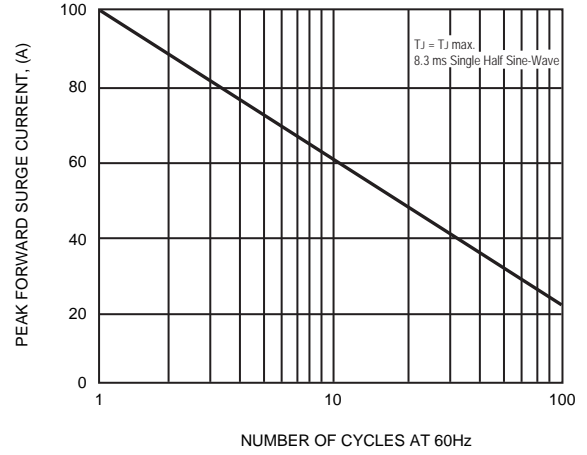


FIG. 3 - STEADY STATE POWER DERATING CURVE

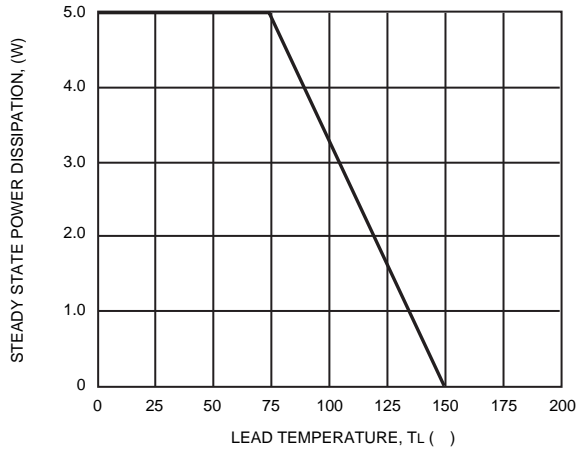


FIG. 4 - PEAK PULSE POWER RATING CURVE

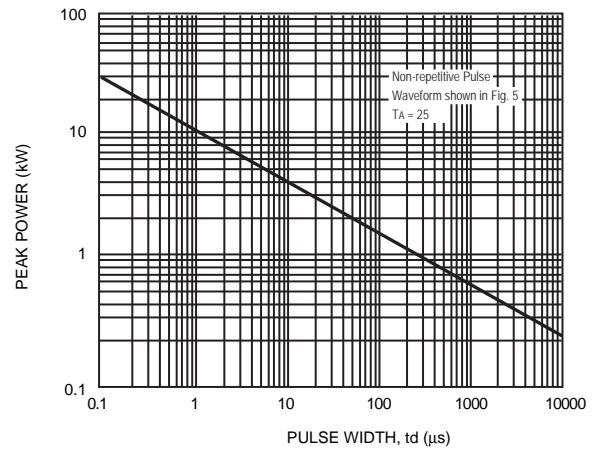


FIG. 5 - PULSE WAVEFORM

