


Attenuator, Chip

Frequency Range: DC to 4.0 GHz, Power: 10 Watts



Features

- Surface Mount
- Thin Film Resistor
- High Power

KPA10 Attenuators are designed to reduce the signal power uniformly at different frequencies, temperatures and power levels. These surface mount Attenuators can be used in amplifier circuits, receivers, up/down converters, phase-matched arrays and switching networks. KPA10 series are available with solderable silver over nickel and tinned (leaded and lead free) terminal finish options. Other designs, values and options may be available upon request.

Technical Specifications

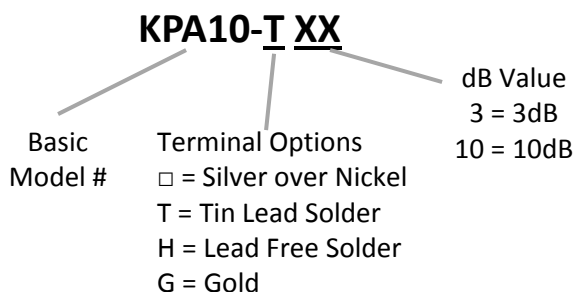
Parameter	Value
Frequency Range	DC to 4.0 GHz
Standard dB Values	1 thru 6, 10 & 20dB
Atten. Accuracy	<u>DC - 1</u> 1 - 2.5 2.5 – 4.0 GHz
1 - 10dB	±0.5dB ±0.5dB ±0.5dB
11 - 20dB	±1.0dB ±2.0dB ±3.0dB
Ohm Value	50 Ohms
Power Handling*	10 Watts Max.
VSWR	1.30:1 Max.
Operating Temp Range	-55°C to +150°C

Material

Feature	Material
Substrate	Beryllium Oxide
Resistor Material	Proprietary Thin Film
Finish	Silver over Nickel

*Mounting surfaces shall not exceed 100°C. Max.

How to Order

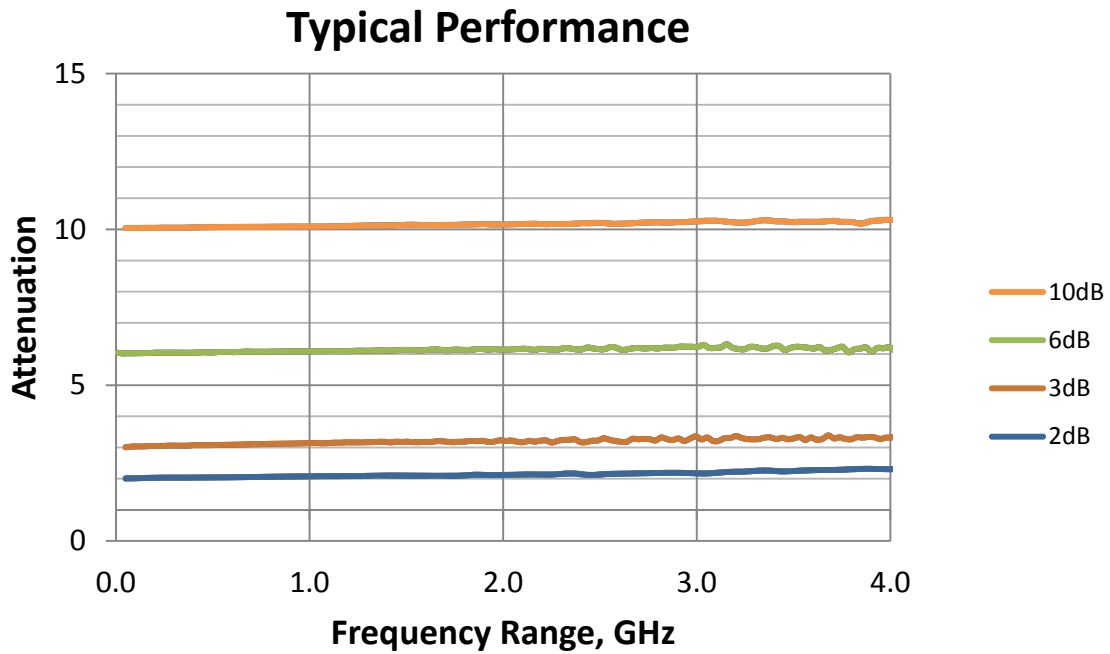


Ordering Examples

Model Number: KPA10-6
 DC – 4.0 GHz; 10 W.; 6dB

Model Number: KPA10-T3
 DC – 4.0 GHz; 10 W.; 3dB, Tin Lead Solder

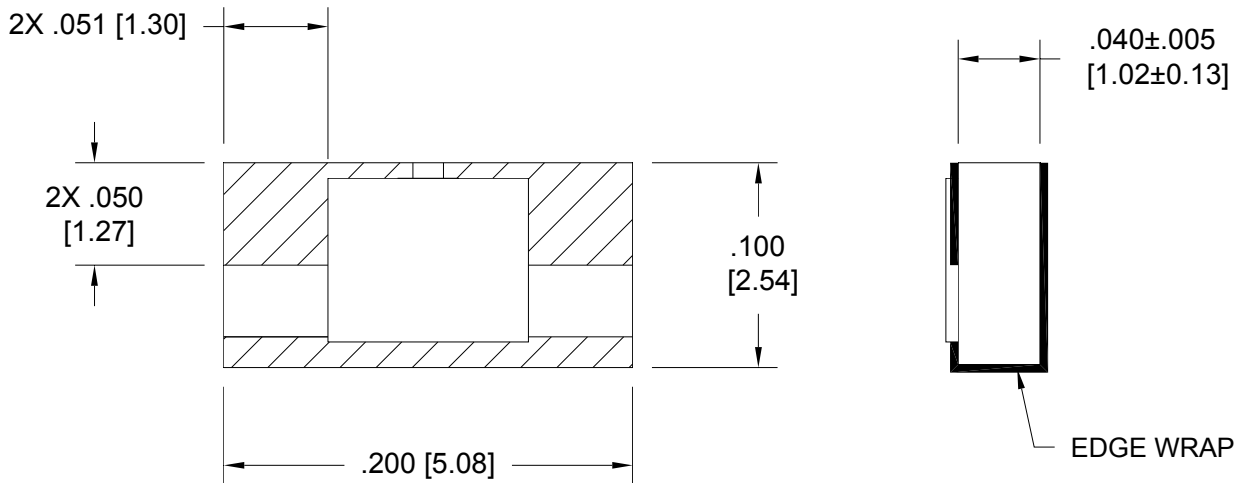
Performance Characteristics



Physical Dimensions

Model Number: KPA10-X

Tolerance: .XXX = ±.010



Dimensions are for substrate only and do not include terminal thickness or optional tinning thickness.