

PLEASE CHECK WWW.MOLEX.COM FOR LATEST PART INFORMATION

Part Number: [0022052161](#)
Status: **Active**
Description: 2.54mm (.100") Pitch KK® Wire-to-Board Header, Single Row, Right Angle, 16 Circuits, PA Polyamide Nylon, Tin (Sn) Plating

Documents:

3D Model	Product Specification PS-10-07 (PDF)
Packaging Specification (PDF)	RoHS Certificate of Compliance (PDF)
Drawing (PDF)	

Agency Certification

CSA	LR19980
UL	E29179

General

Product Family	PCB Headers
Series	4094
Application	Board-to-Board, Wire-to-Board
Product Name	KK®

Physical

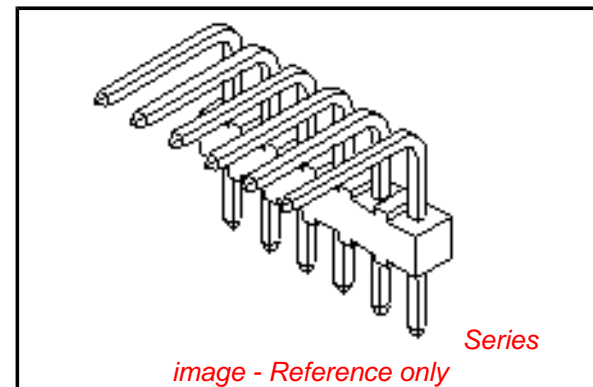
Breakaway	No
Circuits (Loaded)	16
Circuits (maximum)	16
Color - Resin	Natural (White)
Durability (mating cycles max)	25
Flammability	94V-0
Glow-Wire Compliant	No
Lock to Mating Part	None
Material - Metal	Brass
Material - Plating Mating	Tin
Material - Resin	Nylon
Number of Rows	1
Orientation	Right Angle
PC Tail Length (in)	0.124 In
PC Tail Length (mm)	3.15 mm
PCB Locator	No
PCB Retention	None
PCB Thickness Recommended (in)	0.062 In
PCB Thickness Recommended (mm)	1.60 mm
Packaging Type	Bag
Pitch - Mating Interface (in)	0.100 In
Pitch - Mating Interface (mm)	2.54 mm
Polarized to Mating Part	No
Polarized to PCB	No
Shrouded	No
Stackable	Yes
Surface Mount Compatible (SMC)	No
Temperature Range - Operating	0°C to +75°C
Termination Interface: Style	Through Hole

Electrical

Current - Maximum per Contact	4A
Voltage - Maximum	250V

Solder Process Data

Duration at Max. Process Temperature (seconds)	5
--	---



EU RoHS

ELV and RoHS Compliant
REACH SVHC
 Not Reviewed
Halogen-Free Status
 Not Reviewed

China RoHS



Need more information on product environmental compliance?

Email productcompliance@molex.com
 For a multiple part number RoHS Certificate of Compliance, [click here](#)

Please visit the [Contact Us](#) section for any non-product compliance questions.

Search Parts in this Series

[4094Series](#)

Mates With

[2695](#) , [6471](#) , [7880](#) , [4455](#) , [7720](#)

Lead-free Process Capability	Wave Capable (TH only)
Max. Cycles at Max. Process Temperature	1
Process Temperature max. C	235

Material Info

Old Part Number	A-4094-16A102
-----------------	---------------

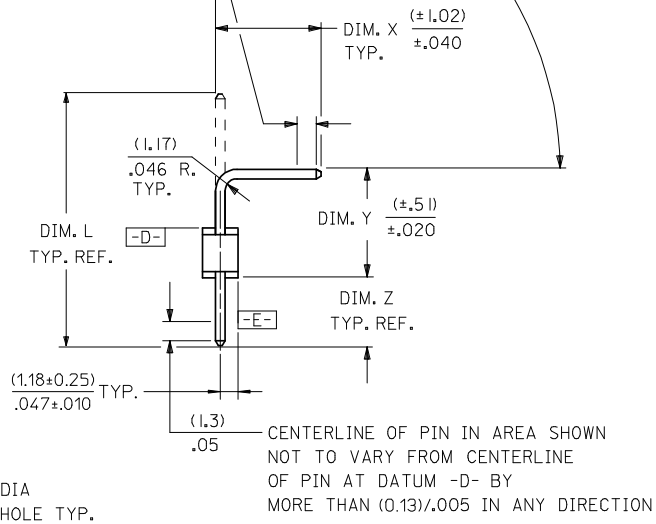
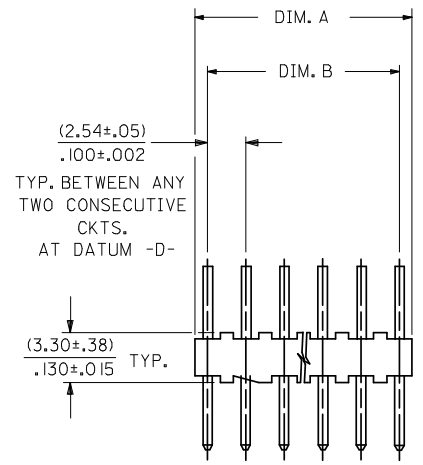
Reference - Drawing Numbers

Product Specification	PS-10-07
Sales Drawing	SDA-4094

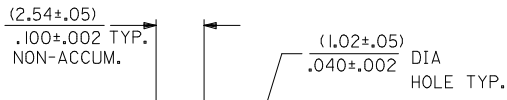
This document was generated on 04/08/2010

PLEASE CHECK WWW.MOLEX.COM FOR LATEST PART INFORMATION

CENTERLINE OF PIN IN AREA SHOWN
NOT TO VARY FROM CENTERLINE
OF PIN AT DATUM -E- BY
MORE THAN (0.20)/.008 IN ANY DIRECTION



CENTERLINE OF PIN IN AREA SHOWN
NOT TO VARY FROM CENTERLINE
OF PIN AT DATUM -D- BY
MORE THAN (0.13)/.005 IN ANY DIRECTION



PCB LAYOUT: COMPONENT SIDE
TYPICAL PCB THICKNESS: (1.57)/.062

NOTES:

- MATERIAL: NYLON, UL 94V-0, COLOR: WHITE
- FINISH:
 - (102) OVERALL TIN: 0.00508/0.00200 MIN. OVER COPPER UNDERPLATE: 0.00254/0.00100 MIN.
 - (103) OVERALL TIN: 0.00508/0.00200 MIN. OVER COPPER UNDERPLATE: 0.00127/0.00050 MIN.
 - (501) OVERALL GOLD: 0.00051/0.00020 MIN. OVER NICKEL UNDERPLATE: 0.00076/0.00030 MIN.
 - (503) OVERALL GOLD: 0.00076/0.00030 MIN. OVER NICKEL UNDERPLATE: 0.00127/0.00050 MIN.
 - (508) OVERALL GOLD: 0.00076/0.00030 MIN. OVER NICKEL UNDERPLATE: 0.00076/0.00030 MIN.
 - (516) OVERALL GOLD: 0.00025/0.00010 MIN. OVER NICKEL UNDERPLATE: 0.00076/0.00030 MIN.
- PARTS CONFORM TO PRODUCT SPECIFICATION PS-10-07.
- PACKAGING INFORMATION: SEE LEGEND.
- PINS MUST CONFORM TO SOLDERABILITY SPECIFICATION SMES-152.
- PIN PUSHOUT FORCE: 2 LBS. MIN.
- PARTS ARE STACKABLE END TO END AND SIDE TO SIDE ON (2.54)/.100 CENTERS.
- THE PRIMARY SHIPPING CARTON WILL BE LABELED, "COMPLIANT TO RoHS DIRECTIVE 2002/95/EC AND ELV ANNEX II OF DIRECTIVE 2000/53/EC." CARTONS WITHOUT THIS LABEL MAY CONTAIN PRODUCT WITH TIN-LEAD PLATING.
- PARTS CONFORM TO CLASS B REQUIREMENTS OF COSMETIC SPECIFICATION PS-45499-002.

A-4094-N * * *
NO. OF CKTS. * * *
VERSION * * *
LETTER CHANGES WHEN PIN NO. OR PRESS DIM. CHANGES.
PLATING CODE * * *
SEE NOTE 2

SECONDARY OPERATIONS	
CODE	PACKAGE
BLANK	BULK PER PK-4094-001
A	PK-40873-0020

CKTS. NO. OF	DIM. B	DIM. A
2	.100 ± .002 (2.54 ± .05)	.190 ± .008 (4.83 ± .20)
3	.200 ± .005 (5.08 ± .13)	.290 ± .008 (7.37 ± .20)
4	.300 ± .005 (7.62 ± .13)	.390 ± .008 (9.91 ± .20)
5	.400 ± .005 (10.16 ± .13)	.490 ± .008 (12.45 ± .20)
6	.500 ± .006 (12.70 ± .15)	.590 ± .009 (14.99 ± .23)
7	.600 ± .006 (15.24 ± .15)	.690 ± .009 (17.53 ± .23)
8	.700 ± .006 (17.78 ± .15)	.790 ± .009 (20.07 ± .23)
9	.800 ± .007 (20.32 ± .18)	.890 ± .010 (22.61 ± .25)
10	.900 ± .007 (22.86 ± .18)	.990 ± .010 (25.15 ± .25)
11	1.000 ± .007 (25.40 ± .18)	1.090 ± .010 (27.69 ± .25)
12	1.100 ± .008 (27.94 ± .20)	1.190 ± .011 (30.23 ± .28)
13	1.200 ± .008 (30.48 ± .20)	1.290 ± .011 (32.77 ± .28)
14	1.300 ± .008 (33.02 ± .20)	1.390 ± .011 (35.31 ± .28)
15	1.400 ± .008 (35.56 ± .20)	1.490 ± .011 (37.85 ± .28)
16	1.500 ± .008 (38.10 ± .20)	1.590 ± .011 (40.39 ± .28)
17	1.600 ± .009 (40.64 ± .23)	1.690 ± .012 (42.93 ± .30)
18	1.700 ± .009 (43.18 ± .23)	1.790 ± .012 (45.47 ± .30)
19	1.800 ± .009 (45.72 ± .23)	1.890 ± .012 (48.01 ± .30)
20	1.900 ± .009 (48.26 ± .23)	1.990 ± .012 (50.55 ± .30)
21	2.000 ± .010 (50.80 ± .25)	2.090 ± .013 (53.09 ± .33)
22	2.100 ± .010 (53.34 ± .25)	2.190 ± .013 (55.63 ± .33)
23	2.200 ± .010 (55.88 ± .25)	2.290 ± .013 (58.17 ± .33)
24	2.300 ± .010 (58.42 ± .25)	2.390 ± .013 (60.71 ± .33)
25	2.400 ± .011 (60.96 ± .28)	2.490 ± .014 (63.25 ± .36)
26	2.500 ± .011 (63.50 ± .28)	2.590 ± .014 (65.79 ± .36)
27	2.600 ± .011 (66.04 ± .28)	2.690 ± .014 (68.33 ± .36)
28	2.700 ± .011 (68.58 ± .28)	2.790 ± .014 (70.87 ± .36)

14	AD1
13	AD1
12	AD1
11	AD1
10	AD1
9	AD1
8	AD1
7	AD1
6	AD1
5	AD1
4	AD1
3	AD1
2	AD1
1	AD3

ADD 1:18 DIMENSION EC NO: UCP2009-0323 DRWNG/VERILL 2008/08/22 CHKD/HK/PPR 2008/08/26 APPR/FSM/LTH 2008/08/27 REV AD3	QUALITY SYMBOLS ▽=0 ▽=0	GENERAL TOLERANCES (UNLESS SPECIFIED) <table border="1"> <tr><th colspan="2">mm</th><th colspan="2">INCH</th></tr> <tr><td>4 PLACES</td><td>± ---</td><td>± ---</td><td>± ---</td></tr> <tr><td>3 PLACES</td><td>± ---</td><td>± .005</td><td>± .005</td></tr> <tr><td>2 PLACES</td><td>± 0.13</td><td>± .01</td><td>± .01</td></tr> <tr><td>1 PLACE</td><td>± 0.25</td><td>± ---</td><td>± ---</td></tr> </table> ANGULAR ±1/2°	mm		INCH		4 PLACES	± ---	± ---	± ---	3 PLACES	± ---	± .005	± .005	2 PLACES	± 0.13	± .01	± .01	1 PLACE	± 0.25	± ---	± ---	DIMENSION STYLE MM/IN SCALE --- INCH DESIGN UNITS INCH THIRD ANGLE PROJECTION	DRAWN BY KSS DATE 1984/09/10 CHECKED BY NP DATE 1984/09/10 APPROVED BY KJA DATE 1984/09/10	TITLE WAFER ASSY FLAT MINI KK (4030 WITH BENT PINS) 4094 SERIES DRAWING	MATERIAL NO. SEE CHART DOCUMENT NO. SDA-4094 SHEET NO. 1 OF 14
	mm		INCH																							
	4 PLACES	± ---	± ---	± ---																						
	3 PLACES	± ---	± .005	± .005																						
2 PLACES	± 0.13	± .01	± .01																							
1 PLACE	± 0.25	± ---	± ---																							
DRAFT WHERE APPLICABLE MUST REMAIN WITHIN DIMENSIONS																										
THIS DRAWING CONTAINS INFORMATION THAT IS PROPRIETARY TO MOLEX INCORPORATED AND SHOULD NOT BE USED WITHOUT WRITTEN PERMISSION																										
MOLEX MOLEX INCORPORATED																										

	13	12	11	10	9	8	7	6	5	4	3	2	1				
J	ENG. NO.	PIN NO.	DIM. L	DIM. X	DIM. Z	DIM. Y	DIM. W	DIM. T	ENG. NO.	PIN NO.	DIM. L	DIM. X	DIM. Z	DIM. Y	DIM. W	DIM. T	J
I	A-4094-NA102	2766-3(102)	(17.45) .687	(9.30) .366	(3.15) .124	(6.30) .248	90°		A-4094-NCM501	2766-1(501)	(14.22) .560	(4.47) .176	(5.92) .233	(5.11) .201	90°		I
I	A-4094-NA501	2766-3(501)	(17.45) .687	(9.30) .366	(3.15) .124	(6.30) .248	90°		A-4094-NCN501	2766-53(501)	(20.85) .821	SEE SHT. 7			90°		I
I	A-4094-NAB102	2766-40(102)	(23.80) .937	(14.99) .590	(3.78) .149	(6.30) .248	90°		A-4094-NCR501	2766-73(501)	(22.71) .894	(13.92) .548	(3.48) .137	(6.60) .260	90°		I
I	A-4094-NAC102	2766-54(102)	(17.86) .703	(9.68) .381	(4.32) .170	(5.13) .202	90°		A-4094-NCS501	4166-74(501)	(31.24) 1.230	(22.23) .875	(3.71) .146	(6.60) .260	90°		I
I	A-4094-NAJ102	2766-8(102)	(21.39) .842	(10.19) .401	(4.09) .161	(8.41) .331	90°		A-4094-NCV501	2766-28(501)	(15.88) .625	(7.65) .301	(3.23) .127	(6.30) .248	90°		I
I	A-4094-NAL102	2766-8(102)	(21.39) .842	(12.47) .491	(3.91) .154	(6.30) .248	90°		A-4094-NCY508		SEE SHT. 8			90°		I	
H	A-4094-NAM102	2766-3(102)	(17.45) .687	(4.93) .194	(7.29) .287	(6.53) .257	90°		A-4094-NCZ501	2766-3(501)	(17.45) .687	(9.30) .366	(2.31) .091	(7.11) .280	90°		H
H	A-4094-NAP102	2766-3(102)	(17.45) .687	(8.41) .331	(3.78) .149	(6.55) .258	90°		A-4094-NJ102	2766-28(102)	(15.88) .625	(6.63) .261	(3.02) .119	(9.73) .383	55°		H
H	A-4094-NB102	2766-43(102)	(13.46) .530	(4.85) .191	(3.61) .142	(6.30) .248	90°		A-4094-NM102	2766-3(102)	(17.45) .687	(7.44) .293	(2.84) .112	(8.46) .333	90°		H
G	A-4094-NBE102	2766-37(102)	(20.32) .800	(11.53) .454	(3.56) .140	(6.50) .256	90°		A-4094-NR102	2766-37(102)	(20.32) .800	(12.24) .482	(3.07) .121	(6.30) .248	90°		G
G	A-4094-NBE501	2766-37(501)	(20.32) .800	(11.53) .454	(3.56) .140	(6.50) .256	90°		A-4094-NRG501	2766-53(501)	(20.85) .821	(12.32) .485	(3.53) .139	(6.30) .248	90°		G
G	A-4094-NBF102	2766-4(102)	(18.69) .736	(9.30) .366	(2.79) .110	(7.87) .310	90°		A-4094-NW102	2766-37(102)	(20.32) .800	(9.30) .366	(3.61) .142	(8.71) .343	90°		G
G	A-4094-NBF501	2766-4(501)	(18.69) .736	(9.30) .366	(2.79) .110	(7.87) .310	90°		A-4094-NZ102	2766-3(102)	(17.45) .687	(5.13) .202	(7.95) .313	(5.66) .223	90°		G
F	A-4094-NBH102	2766-37(102)	(20.32) .800	(11.71) .461	(2.31) .091	(7.57) .298	90°		A-4094-NH102	2766-1(102)	(14.22) .560	(5.23) .206	(3.96) .156	(6.30) .248	90°		F
F	A-4094-NBK103	4166-11(103)	(16.51) .650	(5.00) .197	(7.67) .302	(5.13) .202	90°		A-4094-NDA102	4166-38(102)	(27.00) 1.063	(9.30) .366	(3.15) .124	(15.82) .623	90°		F
F	A-4094-NBJ102	2766-4(102)	(18.69) .736	(9.42) .371	(3.63) .143	(6.93) .273	90°		A-4094-NDB102	4166-30(102)	(30.48) 1.200	(9.30) .366	(3.07) .121	(19.38) .763	90°		F
F	A-4094-NBJ501	2766-4(501)	(18.69) .736	(9.42) .371	(3.63) .143	(6.93) .273	90°		A-4094-NDC102	2766-40(102)	(23.80) .937	(12.70) .500	(3.15) .124	(9.22) .363	90°		F
F	A-4094-NBL102	2766-8(102)	(21.39) .842	(3.81) .150	(3.05) .120	(17.60) .693	25°		A-4094-NA508	2766-3(508)	(17.45) .687	(9.30) .366	(3.15) .124	(6.30) .248	90°		F
F	A-4094-NBM102	2766-28(102)	(15.88) .625	(5.79) .228	(4.06) .160	(6.30) .248	139°		A-4094-NDD102	2766-60(102)	(23.24) .915	(9.53) .375	(8.64) .340	(6.35) .250	90°		F
F	A-4094-NBP102	2766-3(102)	(17.45) .687	(9.07) .357	(7.87) .310	(5.82) .229	105°		A-4094-NAR102	2766-26(102)	(14.99) .590	(4.06) .160	(8.03) .316	(4.09) .161	90°		F
F	A-4094-NBR501	2766-52(501)	(14.61) .575	(9.30) .366	(1.63) .064	(4.90) .193	90°		A-4094-NAT102	2766-4(102)	(18.69) .736	(8.26) .325	(3.28) .129	(12.75) .502	45°		F
F	A-4094-NBT102	2766-39(102)	(12.70) .500	(6.38) .251	(2.79) .110	(4.78) .188	90°		A-4094-NAT501	2766-4(501)	(18.69) .736	(8.26) .325	(3.28) .129	(12.75) .502	45°		F
F	A-4094-NCA102	2766-57(102)	(13.84) .545	(5.23) .206	(3.61) .142	(6.30) .248	90°		A-4094-NDE501	2766-73(501)	(22.71) .894	(9.98) .393	(3.00) .118	(11.00) .433	90°		F
F	A-4094-NCC102	2766-73(102)	(22.71) .894	(10.74) .423	(3.25) .128	(13.61) .536	60°		A-4094-NDF102	2766-16(102)	(22.23) .875	(6.12) .241	(11.05) .435	(6.35) .250	90°		F
F	A-4094-NCE102	2766-54(102)	(17.86) .703	(9.14) .360	(3.91) .154	(6.10) .240	90°		A-4094-NDG102	2766-39(102)	(12.70) .500	(4.60) .181	(3.10) .122	(6.30) .248	90°		F
F	A-4094-NCM102	2766-1(102)	(14.22) .560	(4.47) .176	(5.92) .233	(5.11) .201	90°		A-4094-NBK102	4166-11(102)	(16.51) .650	(5.00) .197	(7.67) .302	(5.13) .202	90°		F
B	UPDATE TITLE BLOCK EC NO: UCP2005-2329 DRAWN: ADERR 2005/07/26 CHKD: LSHMI DT 2005/07/27 APPR: FSM TH 2005/07/27 DESCRIPTION						QUALITY SYMBOLS	GENERAL TOLERANCES (UNLESS SPECIFIED)		DIMENSION STYLE		SCALE	DESIGN UNITS	THIRD ANGLE PROJECTION			
A							▽=0 ▽=0	mm INCH 4 PLACES ± --- ± --- 3 PLACES ± --- ± .005 2 PLACES ± 0.13 ± .01 1 PLACE ± 0.25 ± --- ANGULAR ±1/2°	DRAWN BY DATE KSS 1984/09/10 CHECKED BY DATE NP 1984/09/10 APPROVED BY DATE KJA 1984/09/10 MATERIAL NO. SEE CHART SIZE C	TITLE WAFER ASSY FLAT MINI KK (4030 WITH BENT PINS) 4094 SERIES DRAWING MOLEX INCORPORATED DOCUMENT NO. SDA-4094 SHEET NO. 2 OF 14	THIS DRAWING CONTAINS INFORMATION THAT IS PROPRIETARY TO MOLEX INCORPORATED AND SHOULD NOT BE USED WITHOUT WRITTEN PERMISSION						

	13	12	11	10	9	8	7	6	5	4	3	2	1	
	A-4094-NA I02		A-4094-NA50 I		A-4094-NAB I02		A-4094-NAC I02		A-4094-NAJ I02		A-4094-NAL I02			
J	PART NO.	ENG. NO.	PART NO.	ENG. NO.	PART NO.	ENG. NO.	PART NO.	ENG. NO.	PART NO.	ENG. NO.	PART NO.	ENG. NO.	J	
	22-05-2021	* A-4094-2A I02	22-12-2021	* A-4094-2A50 I	22-05-2026	A-4094-2AB I02		A-4094-2AC I02		A-4094-2AJ I02	22-05-2027	A-4094-2AL I02		
	22-05-2031	* A-4094-3A I02	22-12-2031	* A-4094-3A50 I	22-05-2036	A-4094-3AB I02		A-4094-3AC I02		A-4094-3AJ I02	22-05-2037	A-4094-3AL I02		
	22-05-2041	* A-4094-4A I02	22-12-2041	* A-4094-4A50 I	22-05-2046	A-4094-4AB I02		A-4094-4AC I02		A-4094-4AJ I02	22-05-2047	A-4094-4AL I02		
I	22-05-2051	* A-4094-5A I02	22-12-2051	* A-4094-5A50 I	22-05-2056	A-4094-5AB I02		A-4094-5AC I02		A-4094-5AJ I02	22-05-2057	A-4094-5AL I02	I	
	22-05-2061	* A-4094-6A I02	22-12-2061	* A-4094-6A50 I	22-05-2066	A-4094-6AB I02		A-4094-6AC I02		A-4094-6AJ I02	22-05-2067	A-4094-6AL I02		
	22-05-2071	* A-4094-7A I02	22-12-2071	* A-4094-7A50 I	22-05-2076	A-4094-7AB I02		A-4094-7AC I02		A-4094-7AJ I02	22-05-2077	A-4094-7AL I02		
	22-05-2081	* A-4094-8A I02	22-12-2081	* A-4094-8A50 I	22-05-2086	A-4094-8AB I02		A-4094-8AC I02		A-4094-8AJ I02	22-05-2087	A-4094-8AL I02		
	22-05-2091	* A-4094-9A I02	22-12-2091	* A-4094-9A50 I	22-05-2096	A-4094-9AB I02		A-4094-9AC I02		A-4094-9AJ I02	22-05-2097	A-4094-9AL I02		
H	22-05-2101	* A-4094-10A I02	22-12-2101	* A-4094-10A50 I	22-05-2106	A-4094-10AB I02		A-4094-10AC I02		A-4094-10AJ I02	22-05-2107	A-4094-10AL I02	H	
	22-05-2111	* A-4094-11A I02	22-12-2111	* A-4094-11A50 I	22-05-2116	A-4094-11AB I02		A-4094-11AC I02		A-4094-11AJ I02	22-05-2117	A-4094-11AL I02		
	22-05-2121	* A-4094-12A I02	22-12-2121	* A-4094-12A50 I	22-05-2126	A-4094-12AB I02		A-4094-12AC I02		A-4094-12AJ I02	22-05-2127	A-4094-12AL I02		
	22-05-2131	* A-4094-13A I02	22-12-2131	* A-4094-13A50 I	22-05-2136	A-4094-13AB I02		A-4094-13AC I02		A-4094-13AJ I02	22-05-2137	A-4094-13AL I02		
	22-05-2141	* A-4094-14A I02	22-12-2141	* A-4094-14A50 I	22-05-2146	A-4094-14AB I02		A-4094-14AC I02		A-4094-14AJ I02	22-05-2147	A-4094-14AL I02		
	22-05-2151	* A-4094-15A I02	22-12-2151	* A-4094-15A50 I	22-05-2156	A-4094-15AB I02		A-4094-15AC I02		A-4094-15AJ I02	22-05-2157	A-4094-15AL I02		
G	22-05-2161	* A-4094-16A I02	22-12-2161	* A-4094-16A50 I	22-05-2166	A-4094-16AB I02		A-4094-16AC I02		A-4094-16AJ I02	22-05-2167	A-4094-16AL I02	G	
	22-05-2171	* A-4094-17A I02	22-12-2171	* A-4094-17A50 I	22-05-2176	A-4094-17AB I02		A-4094-17AC I02		A-4094-17AJ I02	22-05-2177	A-4094-17AL I02		
	22-05-2181	* A-4094-18A I02	22-12-2181	* A-4094-18A50 I	22-05-2186	A-4094-18AB I02		A-4094-18AC I02		A-4094-18AJ I02	22-05-2187	A-4094-18AL I02		
	22-05-2191	* A-4094-19A I02	22-12-2191	* A-4094-19A50 I	22-05-2196	A-4094-19AB I02		A-4094-19AC I02		A-4094-19AJ I02	22-05-2197	A-4094-19AL I02		
	22-05-2201	* A-4094-20A I02	22-12-2201	* A-4094-20A50 I	22-05-2206	A-4094-20AB I02		A-4094-20AC I02		A-4094-20AJ I02	22-05-2207	A-4094-20AL I02		
	22-05-2211	* A-4094-21A I02	22-12-2211	* A-4094-21A50 I	22-05-2216	A-4094-21AB I02		A-4094-21AC I02		A-4094-21AJ I02	22-05-2217	A-4094-21AL I02		
F	22-05-2221	* A-4094-22A I02	22-12-2221	* A-4094-22A50 I	22-05-2226	A-4094-22AB I02		A-4094-22AC I02		A-4094-22AJ I02	22-05-2227	A-4094-22AL I02	F	
	22-05-2231	* A-4094-23A I02	22-12-2231	* A-4094-23A50 I	22-05-2236	A-4094-23AB I02		A-4094-23AC I02		A-4094-23AJ I02	22-05-2237	A-4094-23AL I02		
	22-05-2241	* A-4094-24A I02	22-12-2241	* A-4094-24A50 I	22-05-2246	A-4094-24AB I02		A-4094-24AC I02		A-4094-24AJ I02	22-05-2247	A-4094-24AL I02		
	22-05-2251	* A-4094-25A I02	22-12-2251	* A-4094-25A50 I	22-05-2256	A-4094-25AB I02		A-4094-25AC I02		A-4094-25AJ I02	22-05-2257	A-4094-25AL I02		
	22-05-2261	A-4094-26A I02	22-12-2261	A-4094-26A50 I	22-05-2266	A-4094-26AB I02		A-4094-26AC I02		A-4094-26AJ I02	22-05-2267	A-4094-26AL I02		
E	22-05-2271	A-4094-27A I02	22-12-2271	A-4094-27A50 I	22-05-2276	A-4094-27AB I02		A-4094-27AC I02		A-4094-27AJ I02	22-05-2277	A-4094-27AL I02	E	
	22-05-2281	A-4094-28A I02	22-12-2281	A-4094-28A50 I	22-05-2286	A-4094-28AB I02		A-4094-28AC I02		A-4094-28AJ I02	22-05-2287	A-4094-28AL I02		

UPDATE TITLE BLOCK EC NO: UCP2005-2329 DRAWN: ADERR 2005/07/26 CHKD: LSJHMI DT 2005/07/27 APPR: FSM TH 2005/07/27 REVISIONS AD1	QUALITY SYMBOLS 	GENERAL TOLERANCES (UNLESS SPECIFIED)		DIMENSION STYLE		SCALE	DESIGN UNITS	THIRD ANGLE PROJECTION		
				MM/IN		---	INCH			
		4 PLACES	± ---	mm	INCH	DRAWN BY	DATE		TITLE	
		3 PLACES	± ---			KSS	1984/09/10		WAFER ASSY FLAT MINI KK (4030 WITH BENT PINS) 4094 SERIES DRAWING	
2 PLACES	± ---			CHECKED BY	DATE					
1 PLACE	± ---			NP	1984/09/10					
		ANGULAR ±1/2°		APPROVED BY	DATE					
				KJA	1984/09/10					
				MATERIAL NO.	DOCUMENT NO.		SHEET NO.			
				SEE CHART	SDA-4094		4 OF 14			
		DRAFT WHERE APPLICABLE MUST REMAIN WITHIN DIMENSIONS		THIS DRAWING CONTAINS INFORMATION THAT IS PROPRIETARY TO MOLEX INCORPORATED AND SHOULD NOT BE USED WITHOUT WRITTEN PERMISSION						