



DI156S-AU

SURFACE MOUNT GLASS PASSIVATED SINGLE-PHASE BRIDGE RECTIFIER

VOLTAGE 600 Volt **CURRENT** 1.5 Ampere

SDIP Unit : inch(mm)

Recongnized File #E111753

FEATURES

- Plastic material used carries Underwriters Laboratory recognition 94V-O
- Low leakage
- Surge overload rating-50 amperes peak
- Ideal for printed circuit board
- Exceeds environmental standards of MIL-S-19500/228
- Acquire quality system certificate : TS16949
- AEC-Q101 qualified
- Lead free in compliance with EU RoHS 2011/65/EU directive
- Green molding compound as per IEC61249 Std. . (Halogen Free)

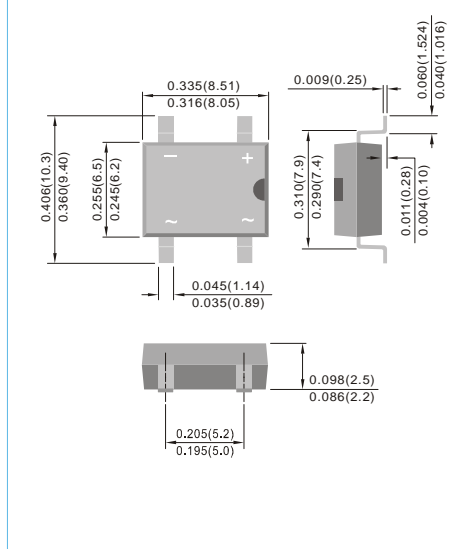
MECHANICAL DATA

Case: Reliable low cost construction utilizing molded plastic technique results in inexpensive product

Terminals: Lead solderable per MIL-STD-750, Method 2026

Polarity: Polarity symbols molded or marking on body

Weight: 0.0105 ounce, 0.3 gram



MAXIMUM RATINGS AND ELECTRICAL CHARACTERISTICS

Ratings at 25°C ambient temperature unless otherwise specified. Single phase, half wave, 60Hz, Resistive or inductive load. For capacitive load, derate current by 20%

PARAMETER	SYMBOL	VALUE	UNITS
Maximum Recurrent Peak Reverse Voltage	V_{RRM}	600	V
Maximum RMS Bridge Input Voltage	V_{RMS}	420	V
Maximum DC Blocking Voltage	V_{DC}	600	V
Maximum Average Forward Current $T_A=40^\circ C$	I_{AV}	1.5	A
Peak Forward Surge Current : 8.3ms single half sine-wave superimposed on rated load	I_{FSM}	50	A
I^2t Rating for fusing ($t < 8.35ms$)	I^2t	10	A^2t
Maximum Forward Voltage Drop per Bridge Element at 1A	V_F	1.1	V
Maximum DC Reverse Current at Rated DC Blocking Voltage $T_J=25^\circ C$ $T_J=125^\circ C$	I_R	5 500	μA
Typical Junction Capacitance (Note 1)	C_J	25	pF
Typical Thermal Resistance Per Leg (Note 2)	$R_{\theta JA}$ $R_{\theta JL}$	40 15	$^\circ C / W$
Operating and Storage Temperature Range	T_J	-50 to + 125	$^\circ C$
Storage Temperature Range	T_A	-50 to + 150	$^\circ C$

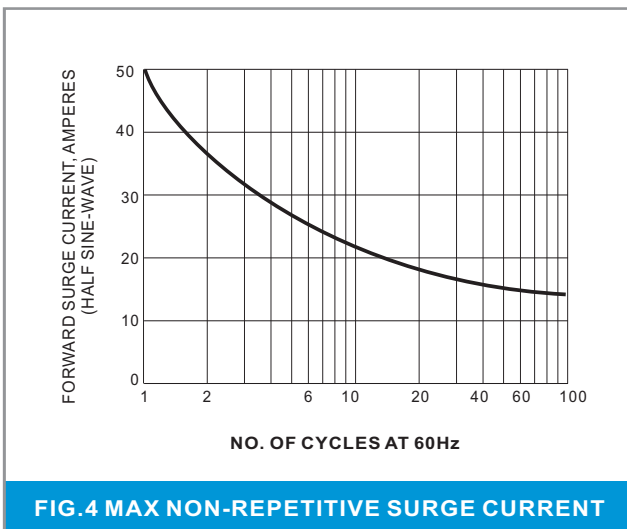
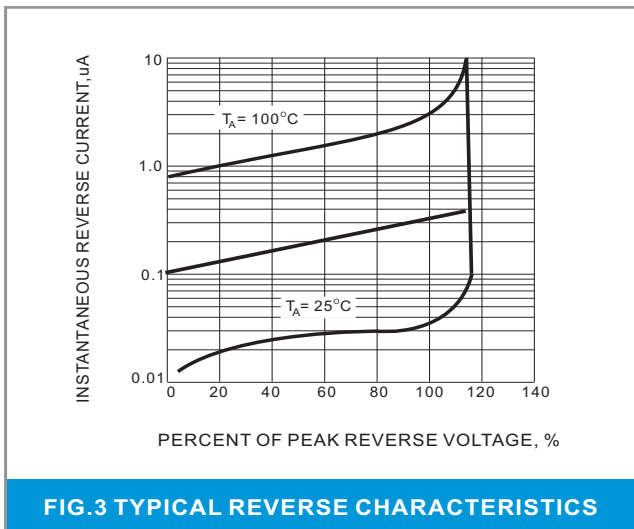
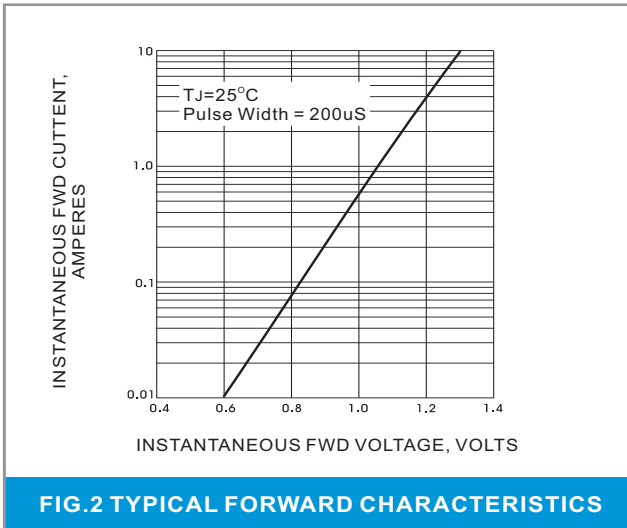
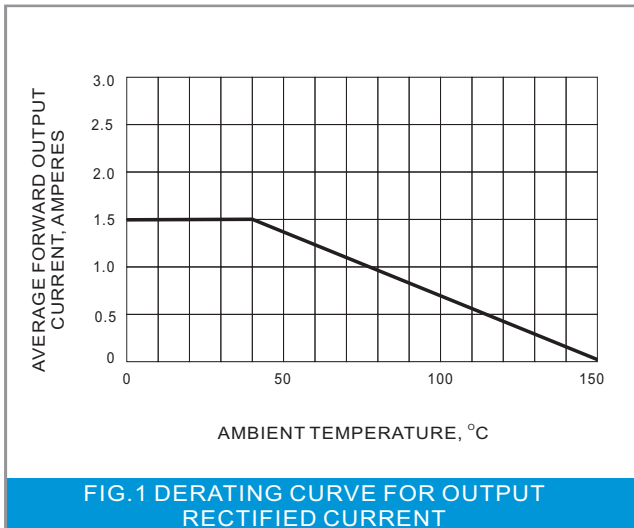
NOTES:

1. Measured at 1 MHz and applied reverse voltage of 4 Volts
2. Thermal resistance from junction to ambient and from junction to lead mounted on P.C.B. with 0.5 X 0.5"(13 X 13mm) copper pads



DI156S-AU

RATING AND CHARACTERISTIC CURVES



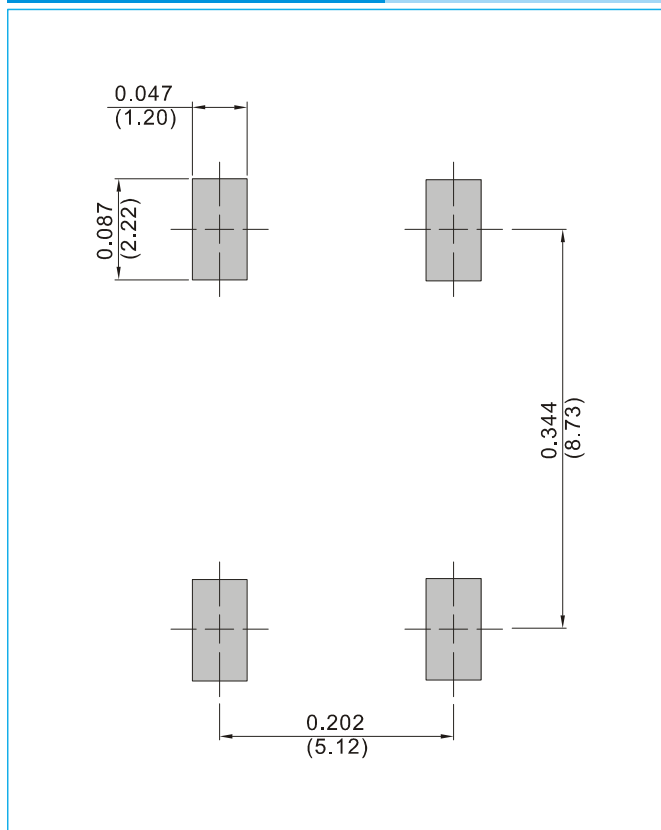


DI156S-AU

MOUNTING PAD LAYOUT

SDIP

Unit : inch(mm)



ORDER INFORMATION

- Packing information
T/R - 1.5K per 13" plastic Reel



DI156S-AU

Part No_packing code_Version

DI156S-AU_R2_000A1

DI156S-AU_T0_000A1

For example :

RB500V-40_R2_00001



Packing Code XX				Version Code XXXXX		
Packing type	1 st Code	Packing size code	2 nd Code	HF or RoHS	1 st Code	2 nd ~5 th Code
Tape and Ammunition Box (T/B)	A	N/A	0	HF	0	serial number
Tape and Reel (T/R)	R	7"	1	RoHS	1	serial number
Bulk Packing (B/P)	B	13"	2			
Tube Packing (T/P)	T	26mm	X			
Tape and Reel (Right Oriented) (TRR)	S	52mm	Y			
Tape and Reel (Left Oriented) (TRL)	L	PANASERT T/B CATHODE UP (PBCU)	U			
FORMING	F	PANASERT T/B CATHODE DOWN (PBCD)	D			



DI156S-AU

Disclaimer

- Reproducing and modifying information of the document is prohibited without permission from Panjit International Inc..
- Panjit International Inc. reserves the rights to make changes of the content herein the document anytime without notification. Please refer to our website for the latest document.
- Panjit International Inc. disclaims any and all liability arising out of the application or use of any product including damages incidentally and consequentially occurred.
- Panjit International Inc. does not assume any and all implied warranties, including warranties of fitness for particular purpose, non-infringement and merchantability.
- Applications shown on the herein document are examples of standard use and operation. Customers are responsible in comprehending the suitable use in particular applications. Panjit International Inc. makes no representation or warranty that such applications will be suitable for the specified use without further testing or modification.
- The products shown herein are not designed and authorized for equipments requiring high level of reliability or relating to human life and for any applications concerning life-saving or life-sustaining, such as medical instruments, transportation equipment, aerospace machinery et cetera. Customers using or selling these products for use in such applications do so at their own risk and agree to fully indemnify Panjit International Inc. for any damages resulting from such improper use or sale.
- Since Panjit uses lot number as the tracking base, please provide the lot number for tracking when complaining.