


Technical Data Sheet

3.0mm 2pcs Circuit Board Indicator

A694B/SYGUY/S530-A3

Features :

- Low power consumption
- High efficiency and low cost
- Good control and free combinations on the colors of LED lamps
- Good lock and easy to assembly
- Stackable and easy to assembly
- Stackable vertically and easy to assembly
- Versatile mounting on P.C board or panel
- Stackable horizontally and easy to assembly
- Pb free
- The product itself will remain within RoHS compliant version



Descriptions :

- ARRAY=Plastic Holder+Combinations of Lamps
- The array will easily mount the applicable lamps on any panel up to

Applications :

- 1.Used as indicators of indicating the Degree, Functions, Positions etc, in electronic instruments.

LED PART NO.	Chip		Lens Color
	Material	Emitted Color	
234-26SYGD/S530-E2/S1336	AlGaInP	Super Yellow Green	Green Diffused
234-26UYD/S530-A3/S1336	AlGaInP	Super Yellow	Yellow Diffused

EVERLIGHT

Revision : 1

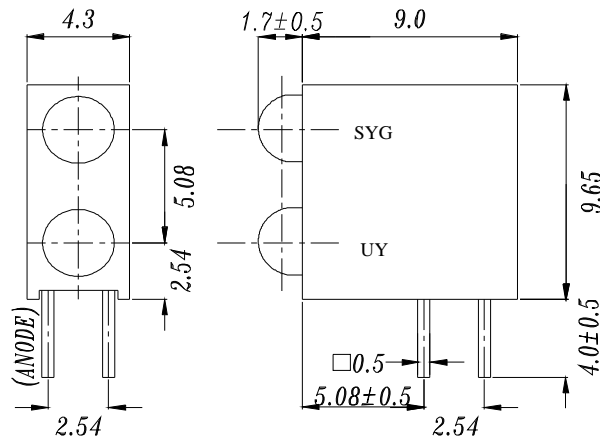
LifecyclePhase: 正式發行

Release Date: 2010-07-29 10:48:36.0

Expired Period: Forever

A694B/SYGUY/S530-A3

Package Dimensions



- Notes: 1.All dimensions are in millimeters, tolerance is 0.25mm except being specified  
2.Lead spacing is measured where the lead emerge from the package

Absolute Maximum Ratings at Ta = 25

Parameter	Symbol	Rating	Unit
Forward Current	I <sub>F</sub>	SYG	25
		UY	25
Operating Temperature	T <sub>opr</sub>	-40 to +85	
Storage Temperature	T <sub>stg</sub>	-40 to +100	
Soldering Temperature	T <sub>sol</sub>	260	
Electrostatic Discharge	ESD	SYG	2000
		UY	2000
Power Dissipation	P <sub>d</sub>	SYG	60
		UY	60



LIGHTING FOREVER

# Technical Data Sheet

## 3.0mm 2pcs Circuit Board Indicator

A694B/SYGUY/S530-A3

### Electro-Optical Characteristics (Ta=25 )

Parameter	Symbol		Condition	Min.	Typ.	Max.	Unit
Forward Voltage	SYG	VF	I <sub>F</sub> = 20 mA	/	2.0	2.4	V
	UY			/	2.0	2.4	
Reverse Current	SYG	IR	V <sub>R</sub> = 5 V	/	/	10	μ A
	UY			/	/	10	
Luminous Intensity	SYG	I <sub>v</sub>	I <sub>F</sub> = 20 mA	25	50	/	mcd
	UY			40	80	/	
Viewing Angle	SYG	2 1/2	I <sub>F</sub> = 20 mA	/	60	/	deg
	UY			/	60	/	
Peak Wavelength	SYG	p	I <sub>F</sub> = 20 mA	/	575	/	nm
	UY			/	591	/	
Dominant Wavelength	SYG	d	I <sub>F</sub> = 20 mA	/	573	/	nm
	UY			/	589	/	
Spectrum Radiation Bandwidth	SYG		I <sub>F</sub> = 20 mA	/	20	/	nm
	UY			/	15	/	

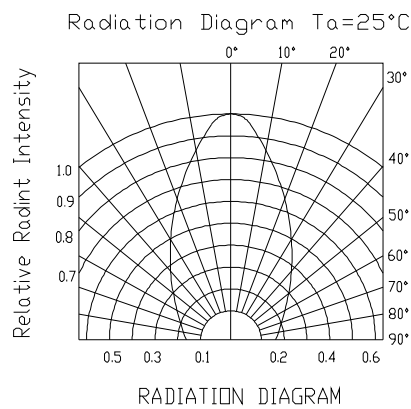
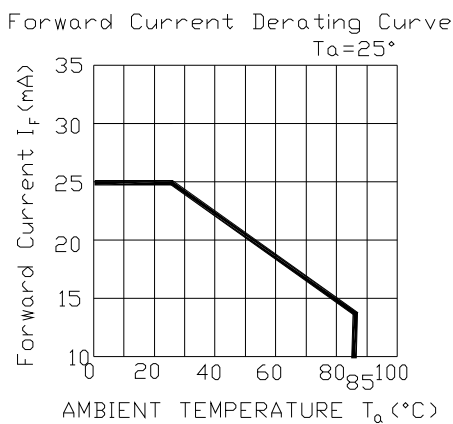
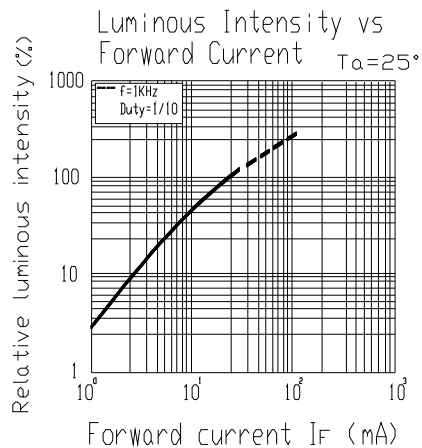
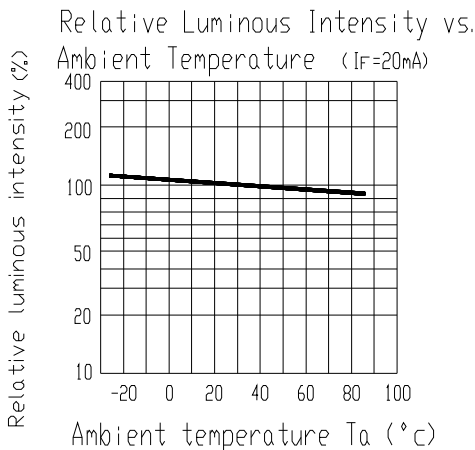
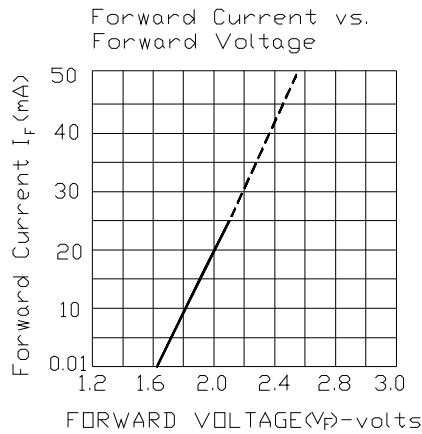
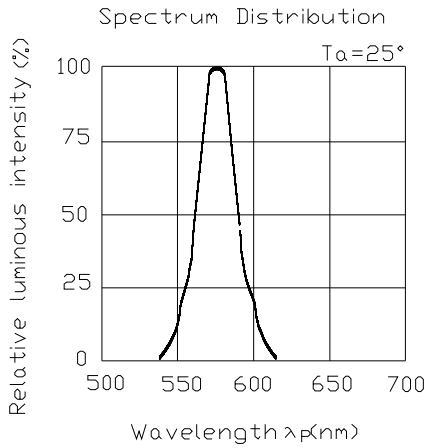
Technical Data Sheet

3.0mm 2pcs Circuit Board Indicator

A694B/SYGUY/S530-A3

Typical Electro-Optical Characteristic Curves:

( SYG )



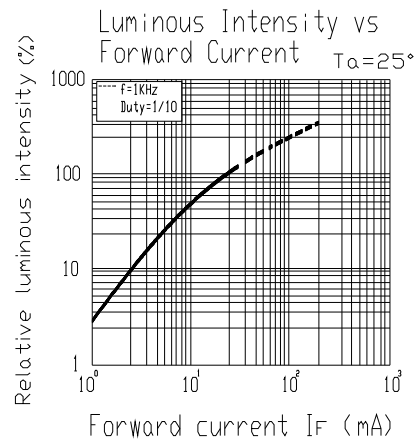
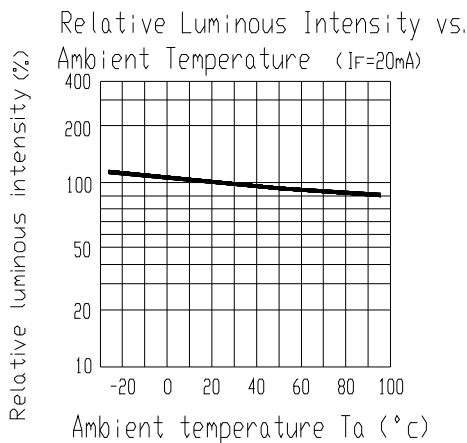
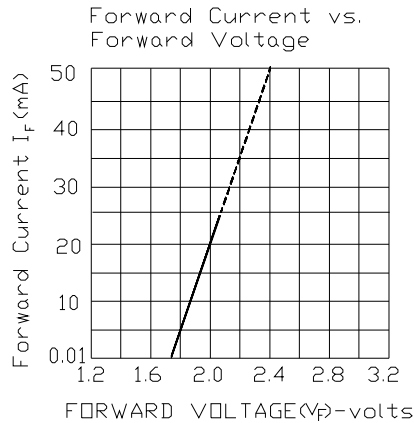
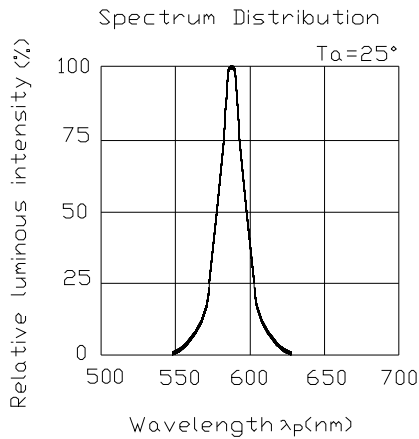
Technical Data Sheet

3.0mm 2pcs Circuit Board Indicator

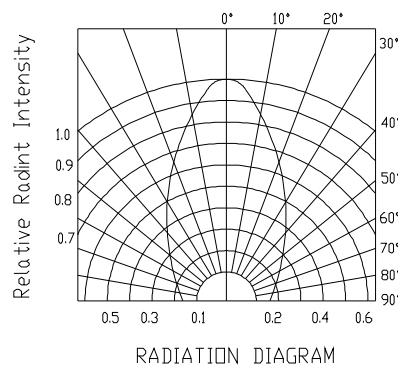
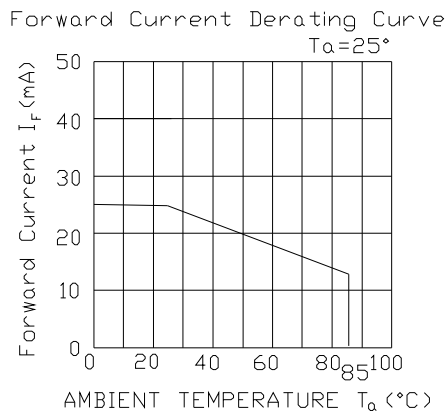
**A694B/SYGUY/S530-A3**

Typical Electro-Optical Characteristic Curves:

(U Y)



Radiation Diagram  $T_a=25^\circ$



Technical Data Sheet

3.0mm 2pcs Circuit Board Indicator

A694B/SYGUY/S530-A3

Reliability test items and conditions:

The reliability of products shall be satisfied with items listed below.

Confidence level : 97%

LTPD : 3%

NO	Item	Test Conditions	Test Hours/Cycle	Sample Size	Failure Judgment Criteria	Ac/Re
1	Solder Heat	TEMP : 260 ± 5	10 SEC	76 PCS	Iv Ivt*0.5 or Vf U or Vf L	0/1
2	Temperature Cycle	H : +100 15min 5 min L : -40 15min	300 CYCLES	76 PCS		0/1
3	Thermal Shock	H : +100 5min 10 sec L : -10 5min	300 CYCLES	76 PCS		0/1
4	High Temperature Storage	TEMP : 100	1000 HRS	76 PCS		0/1
5	Low Temperature Storage	TEMP : -40	1000 HRS	76 PCS		0/1
6	DC Operating Life	TEMP : 25 IF = 20mA	1000 HRS	76 PCS		0/1
7	High Temperature / High Humidity	85 / 85% RH	1000 HRS	76 PCS		0/1

Note : Ivt : To test Iv value of the chip before the reliability test

Iv : The test value of the chip that has completed the reliability test

U : Upper Specification Limit

L : Lower Specification Limit





**Technical Data Sheet**  
**3.0mm 2pcs Circuit Board Indicator**

**A694B/SYGUY/S530-A3**

**Packing Quantity Specification**

1. 270PCS/1Plate , 4Plate/1Box
2. 10Boxes/1Carton

**Label Form Specification**

(Pb)	<b>EVERLIGHT</b>	(X)
CPN: P/N:		<b>RoHS</b>
<b>A694B/SYGUY/S530-A3</b>	QTY:	CAT:
LOT NO:		HUE:
Reference:		REF:
		

CPN: Customer ' s Production Number

P/N : Production Number

QTY: Packing Quantity

CAT: Ranks

HUE: Dominant Wavelength

REF: Reference

LOT No: Lot Number

MADE IN CHINA: Production Place

**Notes**

1. Above specification may be changed without notice. EVERLIGHT will reserve authority on material change for above specification.
2. When using this product, please observe the absolute maximum ratings and the instructions for using outlined in these specification sheets. EVERLIGHT assumes no responsibility for any damage resulting from use of the product which does not comply with the absolute maximum ratings and the instructions included in these specification sheets.
3. These specification sheets include materials protected under copyright of EVERLIGHT corporation. Please don ' t reproduce or cause anyone to reproduce them without EVERLIGHT ' s consent.

*EVERLIGHT ELECTRONICS CO., LTD.*

*Office: No 25, Lane 76, Sec 3, Chung Yang Rd,  
Tucheng, Taipei 236, Taiwan, R.O.C*

*Tel: 886-2-2267-2000, 2267-9936*

*Fax: 886-2267-6244, 2267-6189, 2267-6306  
http://www.everlight.com*

EVERLIGHT ELECTRONICS CO.,LTD.

http : //www.everlight.com

Rev.: 1 Page: 7 of 7

Device Number : DAE-0000362

Prepared date 2010/7/26

Prepared by: LI MING