

Super-Fast Rectifiers

ES3AB--ES3DB

Features

- For surface mounted applications
- Ideal for automated placement
- Low forward voltage drop
- High surge current capability
- RoHS Compliant



Mechanical Data

- Case: SMB molded plastic
- Molding compound, UL flammability classification rating 94V-0
- Terminals: Solder plated, solderable per MIL- STD-202, Method 208
- Polarity: Color band denotes cathode end

Maximum Ratings (@T_A = 25°C unless otherwise specified)

Characteristic	Symbol	ES3AB	ES3BB	ES3CB	ES3DB	Units
Peak repetitive reverse voltage	V _{RRM}	50	100	150	200	V
RMS reverse voltage	V _{RMS}	35	70	105	140	V
DC blocking voltage	V _{DC}	50	100	150	200	V
Maximum average forward output current	I _{F(AV)}	3.0				A
Peak forward surge current, 8.3ms single half-sine-wave	I _{FSM}	100				A

Thermal Characteristics

Parameter	Symbol	ES3AB	ES3BB	ES3CB	ES3DB	Units
Typical thermal resistance (Note 1)	R _{θJA}	60				°C/W
	R _{θJC}	23				
	R _{θJL}	25				
Operating junction temperature range	T _J	- 55 ----- + 150				°C
Storage temperature range	T _{STG}	- 55 ----- + 150				°C

Note:

1. Device mounted on PCB with 10 mm x 20 mm x 0.1mm copper pad areas

Super-Fast Rectifiers

ES3AB--ES3DB

Electrical Characteristics (@T_A = 25°C unless otherwise specified)

Parameter	Symbol	Test conditions		Typ.	Max.	Units
Maximum instantaneous forward voltage	V _F	I _F =3.0A	@T _A =25°C	--	0.95	V
Maximum Reverse current	I _R	Rated V _R	@T _A =25°C	--	10	μ A
			@T _A =125°C	--	500	
Maximum Reverse Recovery Time	trr	I _F =0.5A, I _{RM} =1A, I _{R(REC)} =0.25A		--	35	ns

Super-Fast Rectifiers

ES3AB--ES3DB

Ratings and Characteristic Curves ($T_A=25^\circ\text{C}$ unless otherwise noted)

Fig.1-Forward Current Derating Curve

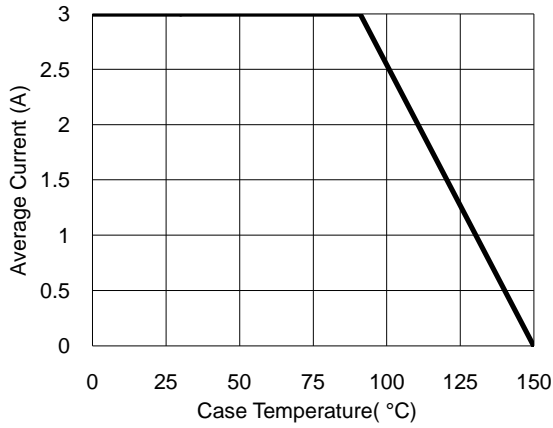


Fig.2- Surge Current Derating Curve

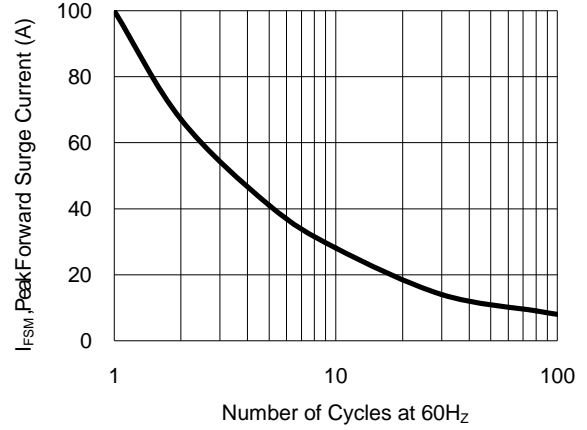


Fig.3- Typical Forward Voltage Characteristic

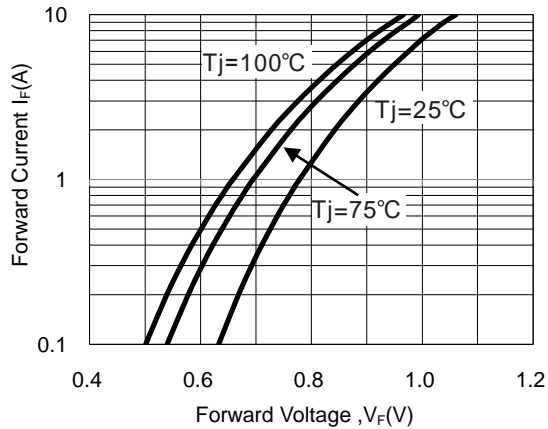
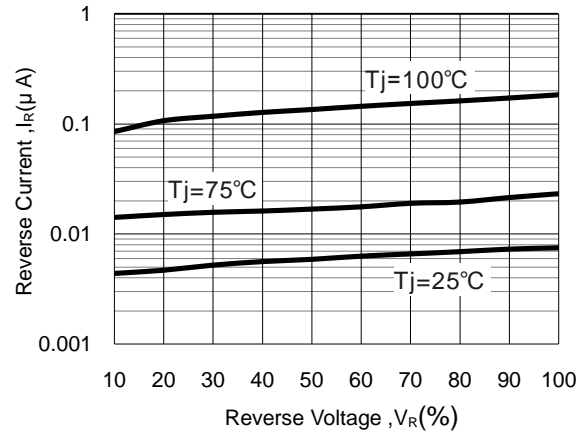


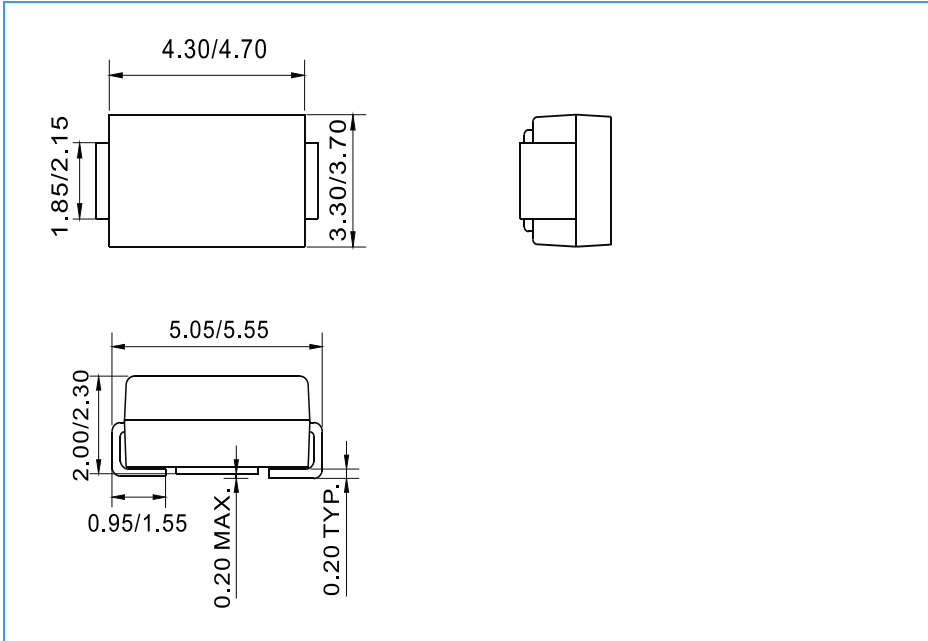
Fig.4- Typical Reverse Characteristic



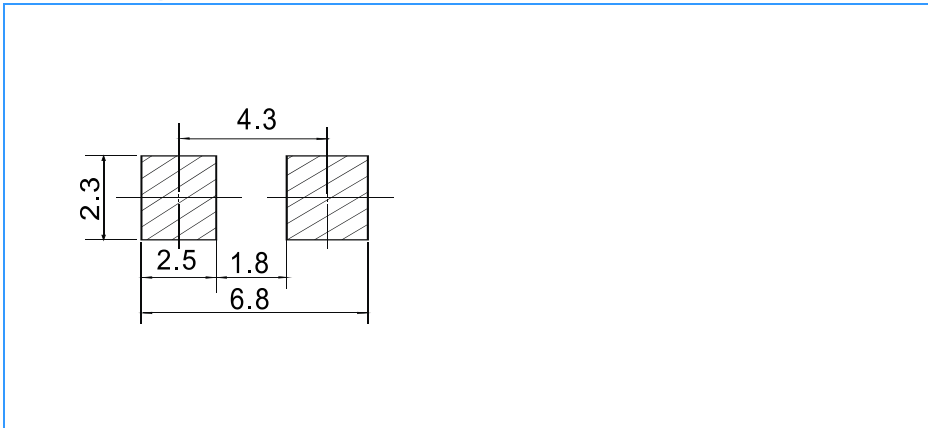
Super-Fast Rectifiers

ES3AB--ES3DB

Package Outline Dimensions(unit:mm)



Mounting Pad Layout(unit:mm)



Ordering Information

Part No.	Marking	Package	Shipping
ES3AB	ES3AB	SMB	3000 / Tape&Reel
ES3BB	ES3BB	SMB	3000 / Tape&Reel
ES3CB	ES3CB	SMB	3000 / Tape&Reel
ES3DB	ES3DB	SMB	3000 / Tape&Reel