

SX-4476

LH3 steering sensor with 8° Torque output and multi-turn Position output

The LH3 torque and position sensor is ideally suited for demanding Electric Power Steering systems.



ELECTRICAL¹

Torque Signal Linearity	±3%
Torque Hysteresis	0.5% maximum
Torque Signal Microgradient	±30% of theoretical slope over 0.4° interval
Torque Sensed Angle	±8°
Position Signal Linearity (P1, P2)	±1.5%
Position Signal Microgradient (P1, P2)	±30% of theoretical slope over 2° interval
Multi-turn Position Accuracy (P3)	±3%
Multi-turn Position Sensed Angle	±720°
Total Resistance	420 Ω ±30%

MECHANICAL

Torque Mechanical Travel	±11.4°
Position Mechanical Travel	Continuous
Turning Torque (rotor to rotor)	0.03 NM maximum
Turning Torque (position rotor to housing)	0.06 NM maximum
Weight	grams maximum

ENVIRONMENTAL

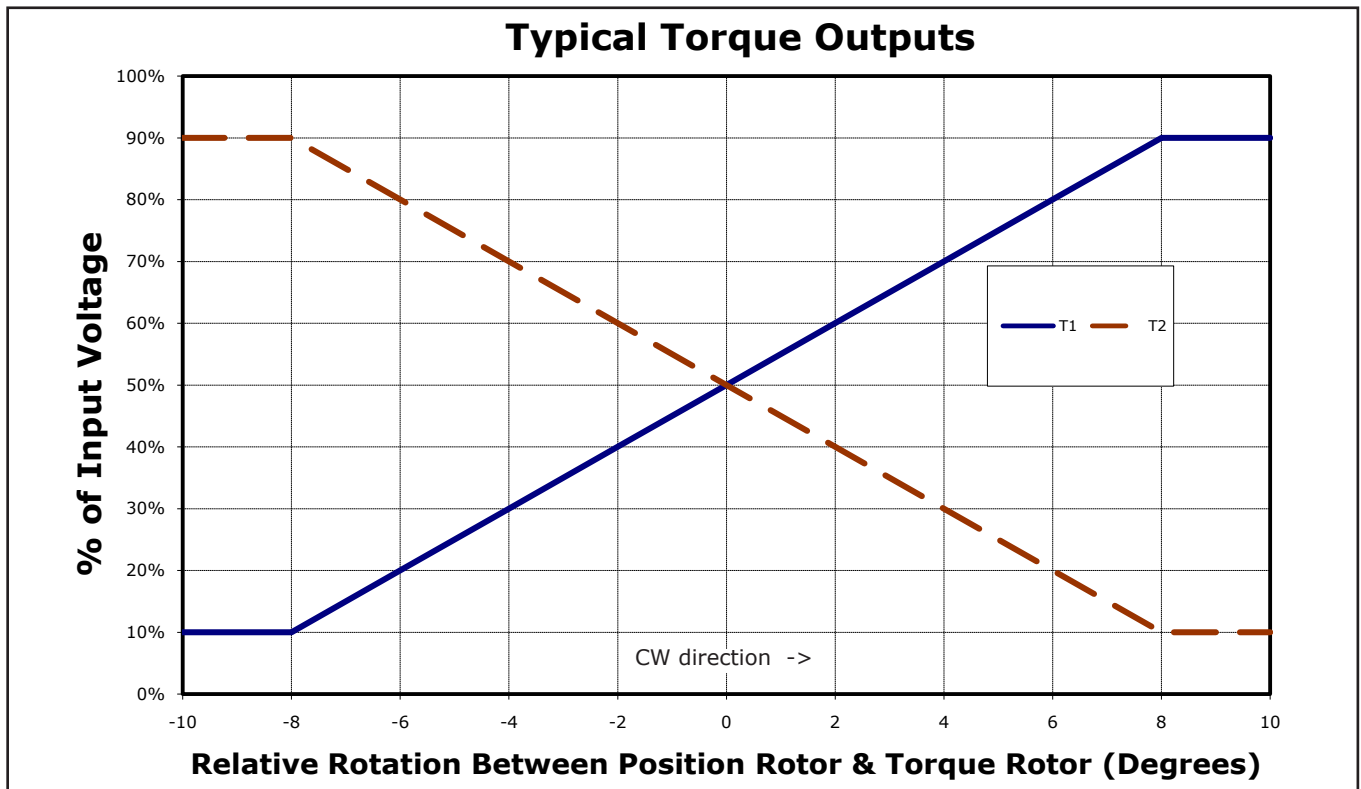
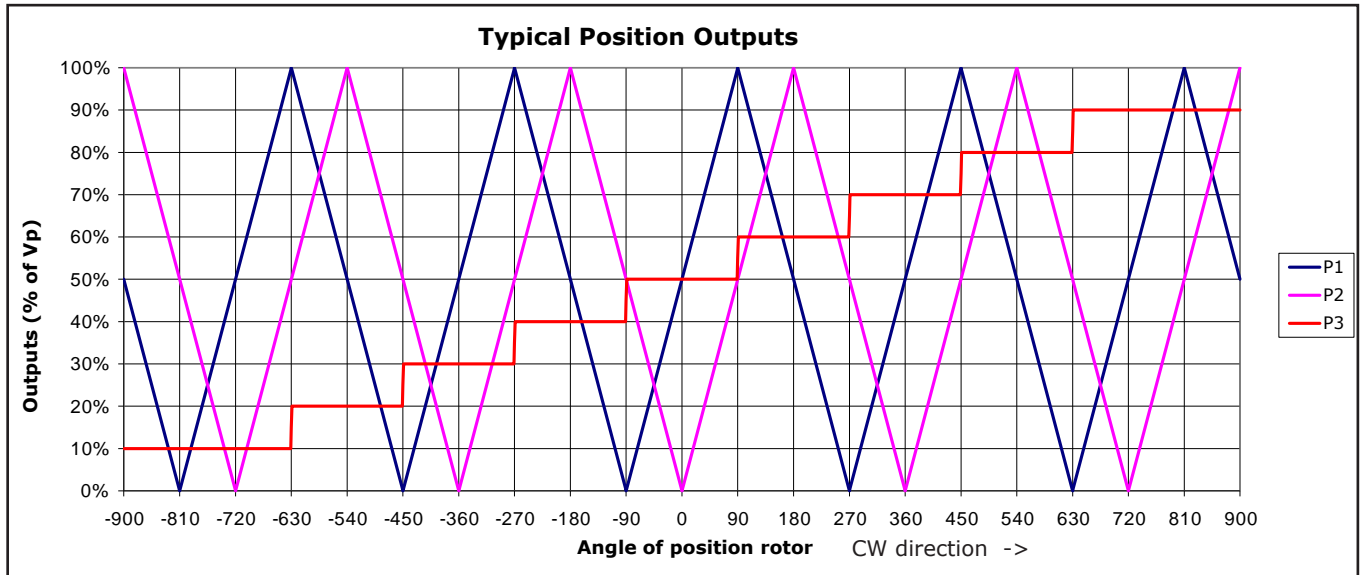
Operating Temperature Range	-40°C to +85°C
Shock	14 ms half-sine at 300 m/s ²
Vibration	10 to 55 Hz with 1 mm P-P constant displacement, 120 hours each of 3 planes
Torque Rotational Life	1 million cycles
Position Rotational Life	1 million cycles
Storage Temperature Range	-40°C to +105°C

¹ Specifications subject to change without notice.



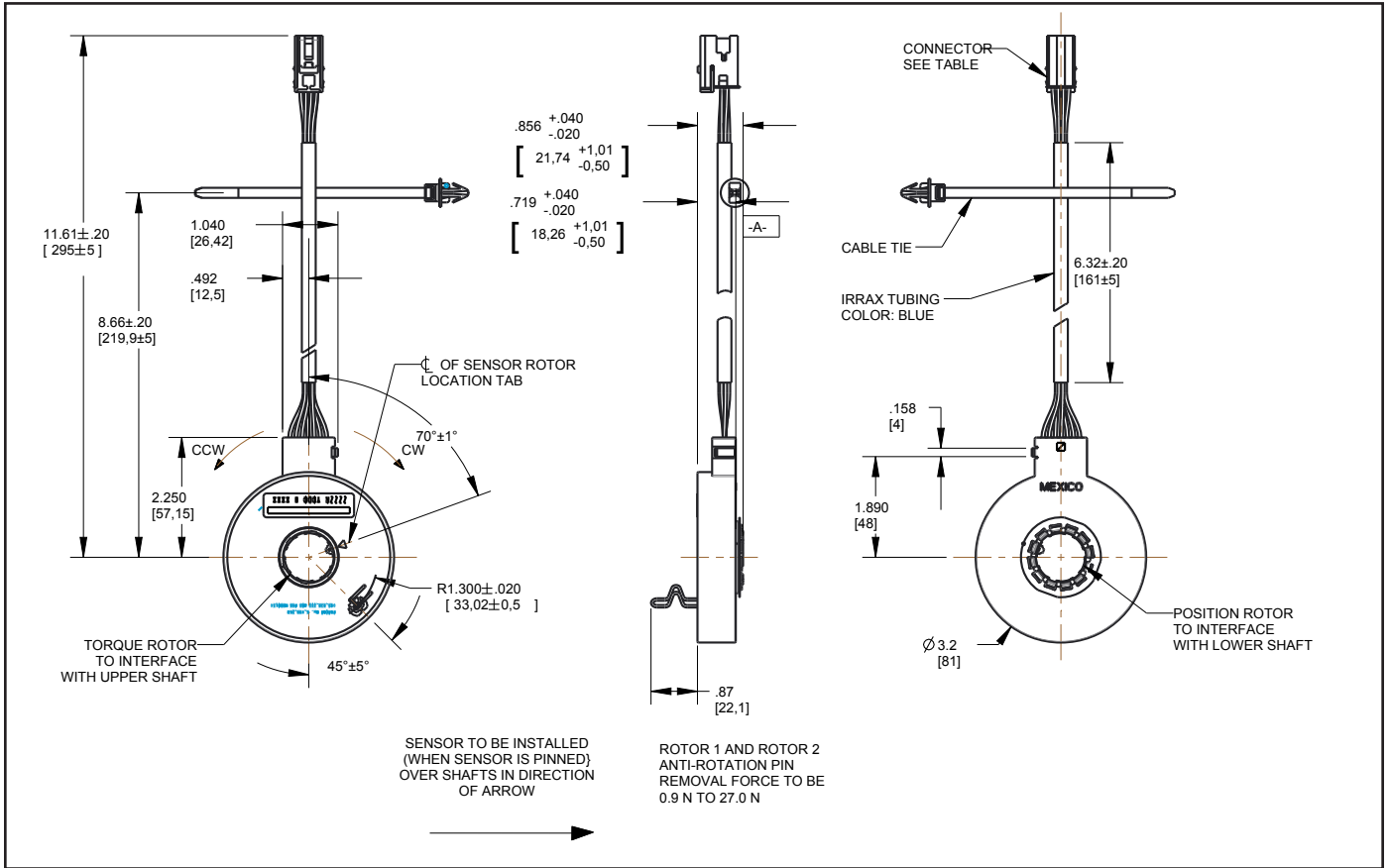
SX-4476

OUTPUT CHARTS



SX-4476

OUTLINE DRAWING



Tolerances ±0.25 mm unless otherwise specified. See drawing # 122-4476-80 for details.

PINOUTS

PIN OUTS-8 PIN CONNECTOR			
DELPHI 15406142			
1	2	3	4
5	6	7	8

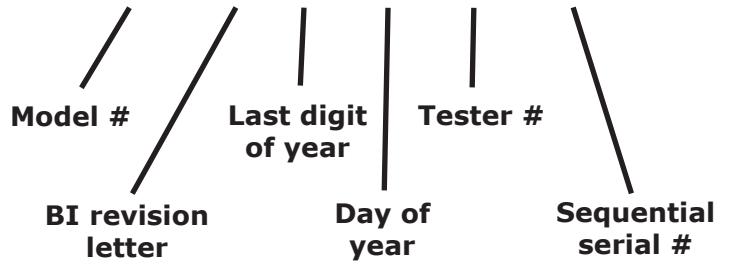
(PIN No'S ARE INDICATED AS WIRES ENTER CONNECTOR END)

PIN No.	SIGNAL	WIRE COLOR
1	P3	YELLOW
2	PI	BROWN
3	Vcc	RED
4	T2	PURPLE
5	NOT USED	- - -
6	P2	WHITE
7	GND	BLACK
8	TI	BLUE

BARCODE LABEL

Code 128 symbology

4476 A Y DDD T SSSS



BI Technologies Corporation

4200 Bonita Place, Fullerton, CA 92835 USA

Phone: 714 447 2345 Website: www.bitechnologies.com

February 2 2015

SX-4476 page 3 of 4



SX-4476

RECOMMENDED INTERFACE

