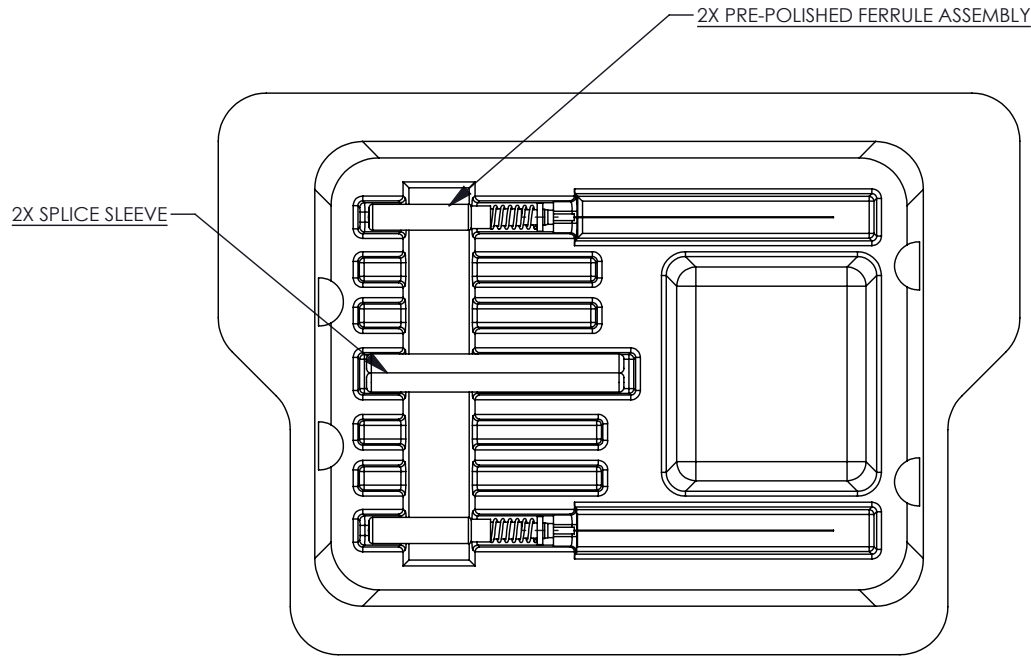




- NOTES: UNLESS OTHERWISE SPECIFIED
1. INTERFACE COMPLIANT TO SMPTE 304 SPECIFICATION
  2. FIBER CONTACT REPLACEMENT KIT FOR ASSEMBLIES: 7763-3-3 (NOT PRE-POLISHED) AND 7763-4-3 (PRE-POLISHED)
  3. USE CABLE ASSEMBLY PROCEDURE: CAP-E06.

REV	DESCRIPTION	BY DATE	APPD
01	PRELIMINARY DRAWING EWR08-3197-1	JDS 06/24/10	WPM



CATALOG P/N: 7760-000-00711Z

PER ASME Y14.5M-1994 UNLESS OTHERWISE SPECIFIED: DIMENSIONS ARE IN INCHES [MM] TOLERANCES: DECIMAL: .XX [X.X] ± .01 [0.3] .XXX [X.XX] ± .005 [0.13] .XXXX [X.XXX] ± .XXXX ANGLES: ± 2° SCALE: 1:1				 by WINCHESTER <small>ELECTRONICS</small>		Winchester Electronics Corporation 62 Barnes Industrial Road North Wallingford, Connecticut 06492	
<b>CUSTOMER SALES DRAWING</b>						<b>PRE-POLISHED FIBER CONTACT KIT FOR FIBER OPTIC CAMERA JACK</b>	
DRAWN	DATE	APPROVED	DATE	<b>A</b>	SD7760-000-00711Z	SHT OF 1 1	REV 01
JDS	06/24/10	WPM	06/30/10				
APPROVED	DATE	APPROVED	DATE				
JCF	06/30/10	PP	06/30/10				