


Product Brief



Description

The Avago ACMD-6225 is a highly miniaturized duplexer designed for use in Band 25 (1850.25 MHz to 1914.75 MHz UL, 1930.25 MHz to 1995.75 MHz DL) handsets and mobile data terminals.

Low insertion loss in the Tx channel minimizes current drain from the power amplifier, while low Rx channel insertion loss improves receiver sensitivity.

The ACMD-6225 enhances the sensitivity and dynamic range of handset receivers by providing high isolation of the transmitted signal from the receiver input and high rejection of transmit-generated noise in the receive band.

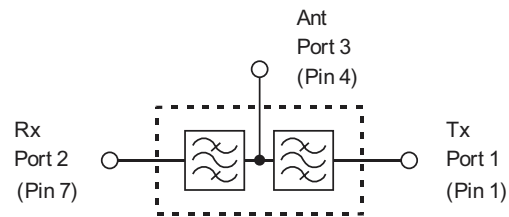
The ACMD-6225 is designed with Avago Technologies' innovative Film Bulk Acoustic Resonator (FBAR) technology, which makes possible ultra-small, high-Q filters at a fraction of their usual size. The excellent power handling capability of FBAR bulk-mode resonators supports the high output power levels used in mobile communications applications, while adding virtually no distortion.

The ACMD-6225 also utilizes Avago Technologies' advanced Microcap bonded-wafer, chip scale packaging technology. This process allows the filters to be assembled into a molded chip-on-board module with an overall size of only 1.4 x 1.8 mm and height of 0.80 mm. The ACMD-6225 is compatible with standard 1.4 x 1.8 mm duplexer PCB footprints

Applications

Smartphones, tablets, data terminals, and other mobile/portable communication devices operating in the Band 25 frequency range.

Functional Block Diagram



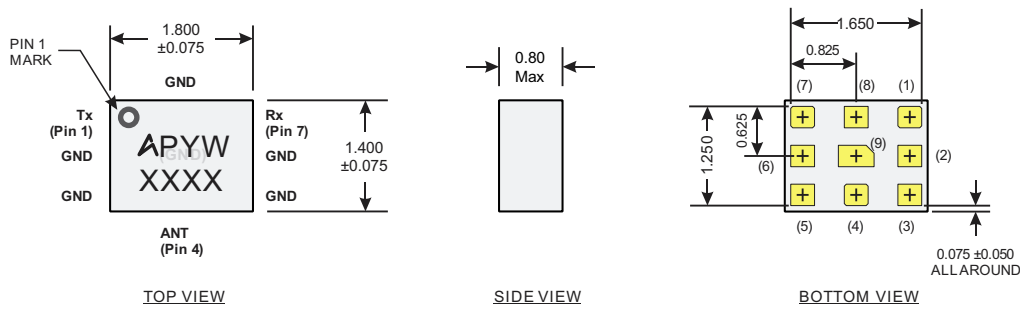
Features

- Miniature size
 - 1.4 x 1.8 mm size
 - 0.80 mm max height
 - Standard 1.4 x 1.8 mm PCB footprint
- High isolation
- High rejection for coexistence with Wi-Fi
- High power rating
 - +31 dBm abs max Tx power
- Environmental
 - RoHS compliant
 - Halogen free
 - TBBPA Free

Specifications, -10 °C to +85 °C

- Rx Band performance
 - Insertion loss: 3.8 dB max
 - Rx noise blocking: 50 dB min
- Tx Band performance
 - Insertion Loss: 3.6 dB max
 - Tx Interferer Blocking: 55 dB min

Package Outline Drawing and Marking

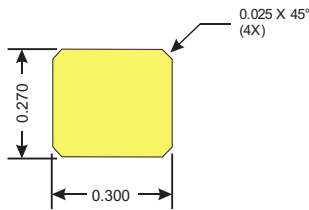


Unless Otherwise Specified

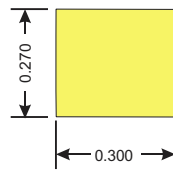
1. Dimensions in millimeters
2. Dimensions are nominal
3. Tolerance:
 - X.XX ± 0.05 mm
 - X.XXX ± 0.025 mm
4. Angles 45°
5. Contact areas are gold plated

Pin Connections:

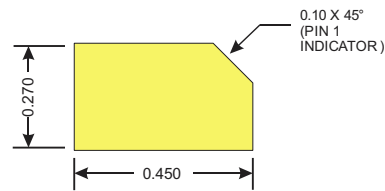
- | | |
|------------------|-----|
| 1 | Tx |
| 4 | Ant |
| 7 | Rx |
| 2, 3, 5, 6, 8, 9 | GND |



SIGNAL PADS 1, 4, 7 DETAIL



GND PADS 2, 3, 5, 6, 8 DETAIL



GND PAD 9 DETAIL

Package Marking:

"A" = Avago Technologies
 P = ACMD-6225
 Y = Year, last digit
 W = Work Week
 XXXX = Lot Number

For product information and a complete list of distributors, please go to our web site: www.broadcom.com.

Broadcom, the pulse logo, Connecting everything, Avago Technologies, and the A logo are the trademarks of Broadcom in the United States, certain other countries and/or the EU.

Copyright © 2016 Broadcom. All Rights Reserved.

The term "Broadcom" refers to Broadcom Limited and/or its subsidiaries. For more information, please visit www.broadcom.com.

Broadcom reserves the right to make changes without further notice to any products or data herein to improve reliability, function, or design.

Information furnished by Broadcom is believed to be accurate and reliable. However, Broadcom does not assume any liability arising out of the application or use of this information, nor the application or use of any product or circuit described herein, neither does it convey any license under its patent rights nor the rights of others.

pub-005734 – June 24, 2016

