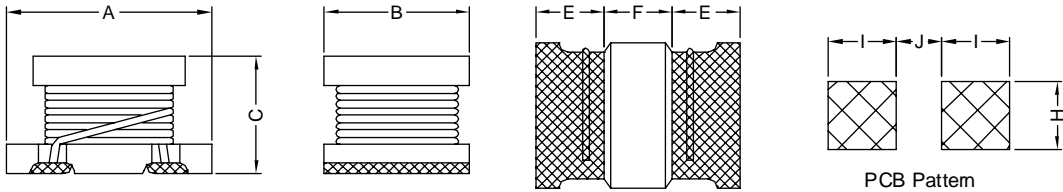


1. PART NO. EXPRESSION :

SDI 3 2 2 5 2 0 - 1 R 0 M F
 (a) (b) (c) (d)(e)

- (a) Series code
- (b) Dimension code
- (c) Inductance code : 1R0 = 1.0uH
- (d) Tolerance code : J = ±5%, K = ±10%, M = ±20%
- (e) F : RoHS Compliant

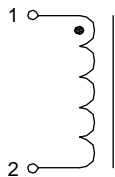
2. CONFIGURATION & DIMENSIONS :



Unit:m/m

A	B	C	E	F	H	I	J
3.2±0.3	2.5±0.2	2.0±0.3	0.7 Min.	0.7 Min.	2.0 Ref.	1.5 Ref.	1.0 Ref.

3. SCHEMATIC :



4. GENERAL SPECIFICATION :

- a) Operating temp. : -30° C to +105° C
- b) Storage condition (component in its packaging)
 - i) Temperature : -10 to 40° C
 - ii) Humidity : 60%



RoHS Compliant

NOTE : Specifications subject to change without notice. Please check our website for latest information.

28.02.2015



SUPERWORLD ELECTRONICS (S) PTE LTD

5. ELECTRICAL CHARACTERISTICS :

Part No.	Inductance (uH)	Tolerance	Test Frequency (Hz)	Q Min.	Test Frequency (Hz)	SRF (MHz) Min.	DCR (Ω) Max.	IDC (mA) Max.
SDI322520-1R0□F	1.0	M	1M	20	1M	100	0.50	445
SDI322520-1R2□F	1.2	M	1M	20	1M	100	0.60	425
SDI322520-1R5□F	1.5	M, K	1M	20	1M	75	0.60	400
SDI322520-1R8□F	1.8	M, K	1M	20	1M	60	0.70	390
SDI322520-2R2□F	2.2	M, K	1M	20	1M	50	0.80	370
SDI322520-2R7□F	2.7	M, K	1M	20	1M	43	0.90	320
SDI322520-3R3□F	3.3	M, K	1M	20	1M	38	1.0	300
SDI322520-3R9□F	3.9	M, K	1M	20	1M	35	1.1	290
SDI322520-4R7□F	4.7	M, K	1M	20	1M	31	1.2	270
SDI322520-5R6□F	5.6	M, K	1M	20	1M	28	1.3	250
SDI322520-6R8□F	6.8	M, K	1M	20	1M	25	1.5	240
SDI322520-8R2□F	8.2	M, K	1M	20	1M	23	1.6	225
SDI322520-100□F	10	K, J	1M	35	1M	20	1.8	190
SDI322520-120□F	12	K, J	1M	35	1M	18	2.0	180
SDI322520-150□F	15	K, J	1M	35	1M	16	2.2	170
SDI322520-180□F	18	K, J	1M	35	1M	15	2.5	165
SDI322520-220□F	22	K, J	1M	35	1M	14	2.8	150
SDI322520-270□F	27	K, J	1M	35	1M	13	3.1	125
SDI322520-330□F	33	K, J	1M	40	1M	12	3.5	115
SDI322520-390□F	39	K, J	1M	40	1M	11	3.9	110
SDI322520-470□F	47	K, J	1M	40	1M	11	4.3	100
SDI322520-560□F	56	K, J	1M	40	1M	10.0	4.9	85
SDI322520-680□F	68	K, J	1M	40	1M	9.0	5.5	80
SDI322520-820□F	82	K, J	1M	40	1M	8.5	6.2	70
SDI322520-101□F	100	K, J	1M	40	796K	8.0	7.0	80
SDI322520-121□F	120	K, J	1M	40	796K	7.5	8.0	75
SDI322520-151□F	150	K, J	1M	40	796K	7.0	9.3	70
SDI322520-181□F	180	K, J	1M	40	796K	6.0	10.2	65
SDI322520-221□F	220	K, J	1M	40	796K	5.5	11.8	65
SDI322520-271□F	270	K, J	1M	40	796K	5.0	12.5	65
SDI322520-331□F	330	K, J	1M	40	796K	5.0	13.0	65
SDI322520-391□F	390	K, J	1M	50	796K	5.0	22.0	50
SDI322520-471□F	470	K, J	1K	50	796K	5.0	25.0	45
SDI322520-561□F	560	K, J	1K	50	796K	5.0 (Ref.)	28.0	40

Inductance tolerance :

□ : J = ±5%

K = ±10%

M = ±20%



RoHS Compliant

NOTE : Specifications subject to change without notice. Please check our website for latest information.

28.02.2015

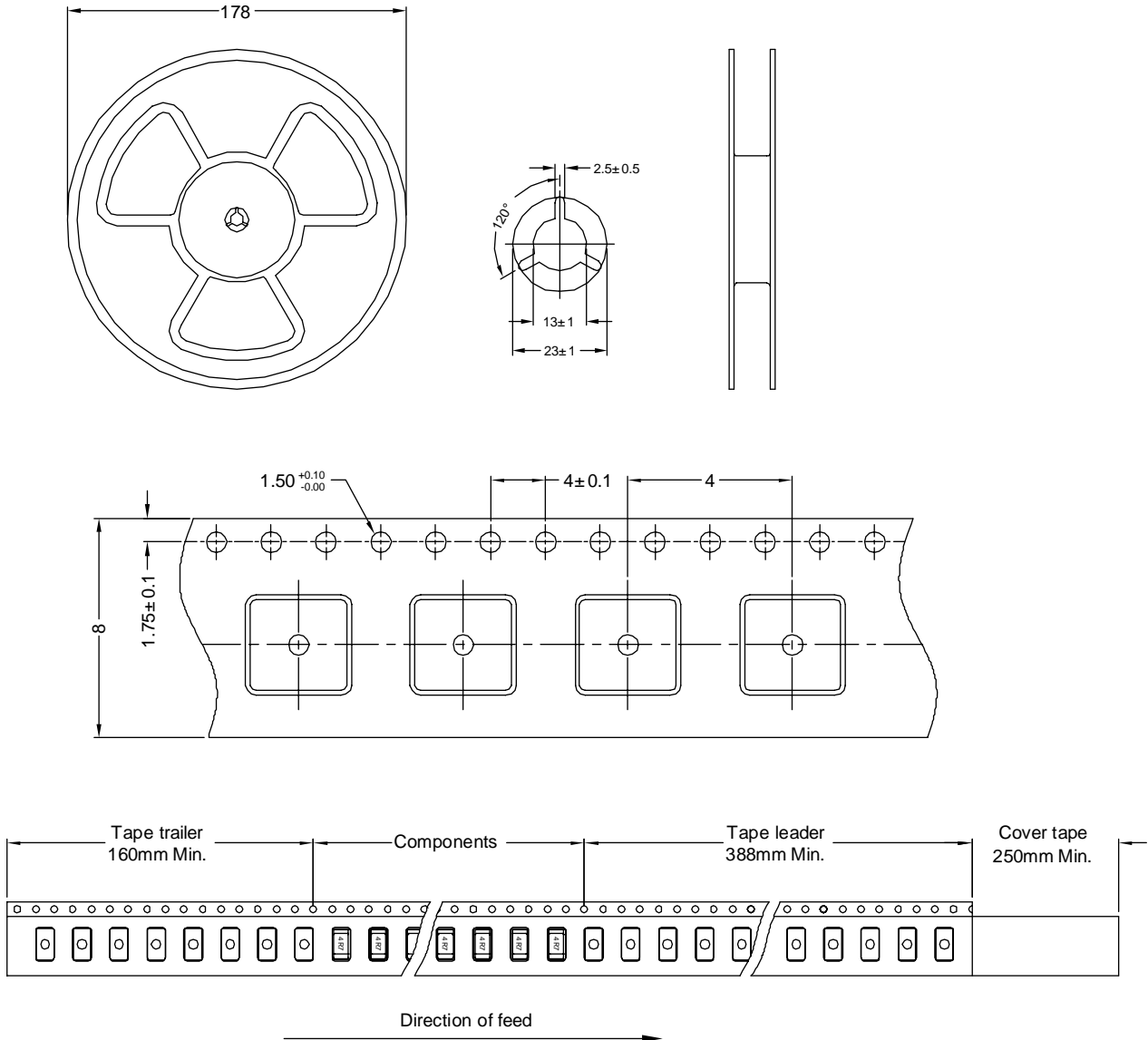


SUPERWORLD ELECTRONICS (S) PTE LTD

PG. 2

6. PACKAGING INFORMATION : (Unit : mm)

6-1. Reel & Tape Dimension



6-2. Quantity & G.W. per package

SERIES	INNER : REEL		OUTER : CARTON		
	QTY (PCS)	G.W. (Kg)	QTY (PCS)	G.W. (Kg)	SIZE (cm)
SDI322520	2000	0.18	120000	15	45 x 38 x 21



RoHS Compliant

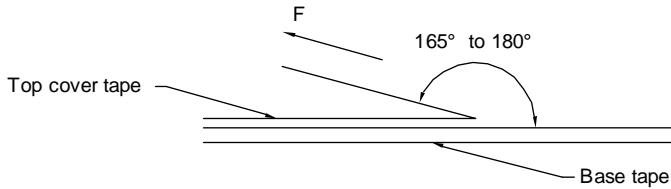
NOTE : Specifications subject to change without notice. Please check our website for latest information.

28.02.2015



SUPERWORLD ELECTRONICS (S) PTE LTD

6-3. Tearing Off Force



The force for tearing off cover tape is 15 to 80 grams in the arrow direction under the following conditions.

Room Temp. (° C)	Room Humidity (%)	Room atm (hPa)	Tearing Speed (mm/min)
5~35	45~85	860~1060	300

Application Notice

1. Storage Conditions :

To maintain the solderability of terminal electrodes :

- a) Recommended products should be used within 12 months from the time of delivery.
- b) The packaging material should be kept where no chlorine or sulfur exists in the air.

2. Transportation :

- a) Products should be handled with care to avoid damage or contamination from perspiration and skin oils.
- b) The use of tweezers or vacuum pick up is strongly recommended for individual components.
- c) Bulk handling should ensure that abrasion and mechanical shock are minimized.



RoHS Compliant

NOTE : Specifications subject to change without notice. Please check our website for latest information.

28.02.2015



SUPERWORLD ELECTRONICS (S) PTE LTD