

## Right Angle Solder Dip Connectors EMI/RFI Shielding Version

● 20Type



● 40Type



- Highly-reliable, scoop-proof cantilever contact design
- Intermateable with 57 family connectors
- UL recognized (File No. 72124)

S  
57LE

## SPECIFICATION

Voltage Rating	500V AC (r.m.s.)
Current Rating	3A/Contact
Dielectric Withstanding Voltage	1,200V AC (r.m.s.) for 1 minute
Insulation Resistance	1,000M $\Omega$ min. at 500V DC
Contact Resistance	35m $\Omega$ max.
Range of operational temperature	-55 to +105°C

## MATERIAL/FINISH

P/N	MATERIAL/FINISH
Insulator	PBT resin(UL94V-0) /Blue
Contact	Copper alloy/Mating area : Gold over Nickel Plating Tail area : Sn-Ag over Nickel Plating
Shell	Brass or Steel/Nickel Plating
Spring Latch	Stainless steel

## Rack and Panel Receptacle 20Type

### 57LE-20360-7700-FA

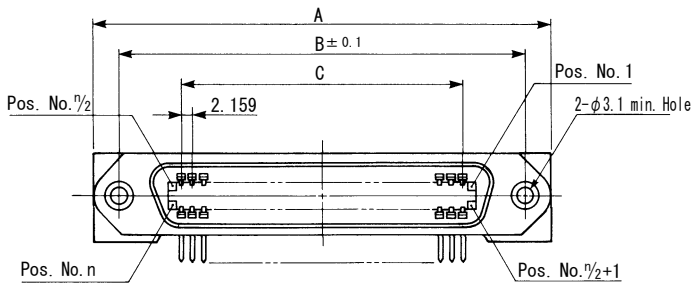
NO.OF.CONTACTS 14, 24, 36, 50

**EXISTENCE OF COVER**  
 O : Without cover(Standard)  
 C : Cover appendix

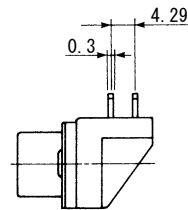
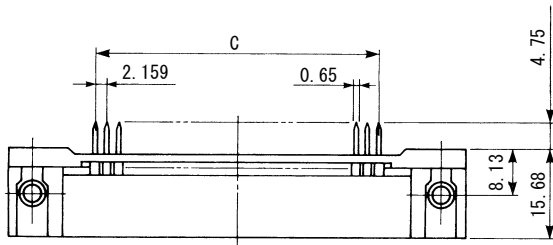
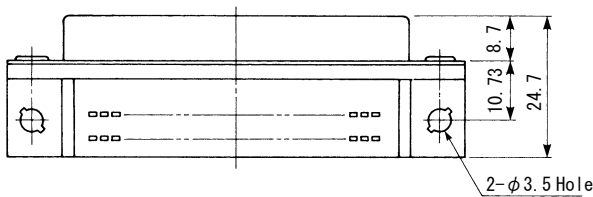
**CONTACT PLATING**

6 : Mating area : Gold (0.8 μm) over Nickel Plating  
 Tail area : Sn-Ag over Nickel Plating  
 7 : Mating area : Gold (0.4 μm) over Nickel Plating  
 Tail area : Sn-Ag over Nickel Plating

S  
57LE

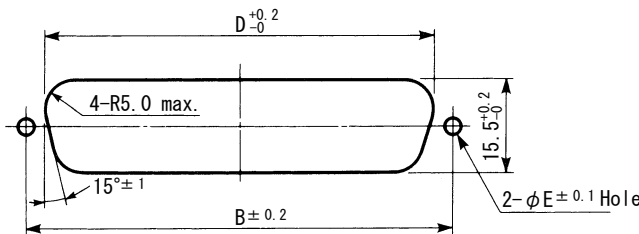


No. of Contacts	A	B	C
14	44.00	36.00	12.954
24	54.78	46.78	23.749
36	67.74	59.74	36.703
50	82.85	74.85	51.816



### Panel Mounting Dimensions

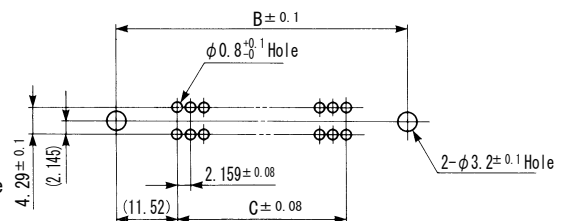
● Connector Rear mount Type



No. of Contacts	B	D	E
14	36.00	29.3	3.2
24	46.78	40.1	3.2
36	59.74	53.0	3.2
50	74.85	68.2	3.2

### P.C.B. Mounting Dimensions

(PCB thickness : 1.6mm)



No. of Contacts	B	C
14	36.00	12.954
24	46.78	23.749
36	59.74	36.703
50	74.85	51.816

The Dimension is 16.2<sup>+0.2</sup><sub>0</sub> Max. When Mating with 57FE-10 Type Connector

# 57LE Series

Unit : mm

## 57LE-20360-□7□0D35G-CA

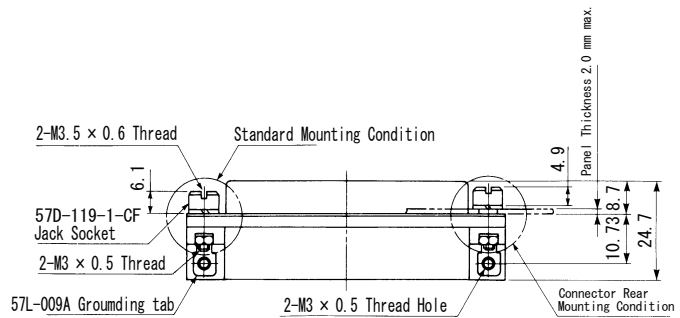

NO.OF.CONTACTS 14, 24, 36, 50

DEVIATION  
With Grounding Tab and Jack socket

CONTACT PLATING  
6 : Mating area : Gold (0.8 μm) over Nickel Plating  
Tail area : Sn-Ag over Nickel Plating  
7 : Mating area : Gold (0.4 μm) over Nickel Plating  
Tail area : Sn-Ag over Nickel Plating

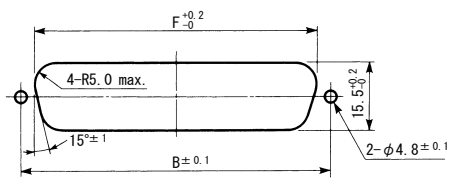
EXISTENCE OF COVER  
O : Without cover (Standard)  
C : Cover appendix

S  
57LE



### Panel Mounting Dimensions

● Connector Rear mount Type



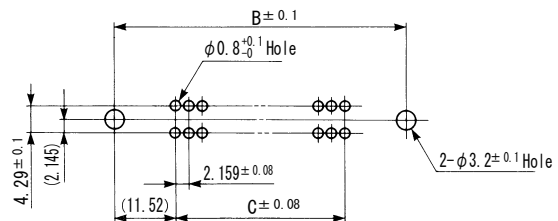
No. of Contacts	B	F
14	36.00	29.3
24	46.78	40.1
36	59.74	53.0
50	74.85	68.2

Thickness=1.6mm max.

The Dimension is 16.2  $^{+0.2}_{-0}$  Max. When Mating with 57FE-10 Type Connector

### P.C.B. Mounting Dimensions

(PCB thickness :1.6mm)



No. of Contacts	B	C
14	36.00	12.954
24	46.78	23.749
36	59.74	36.703
50	74.85	51.816

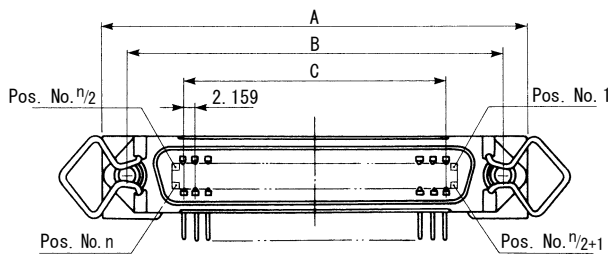
## Receptacle 40Type

### 57LE-40360-7700-FA

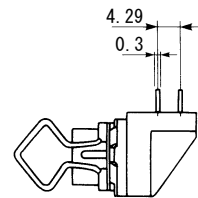
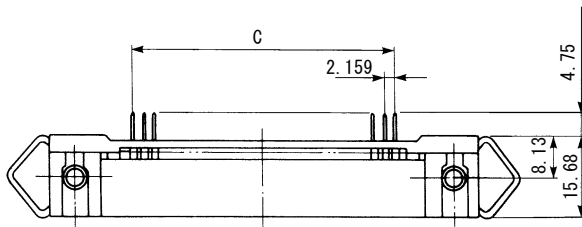
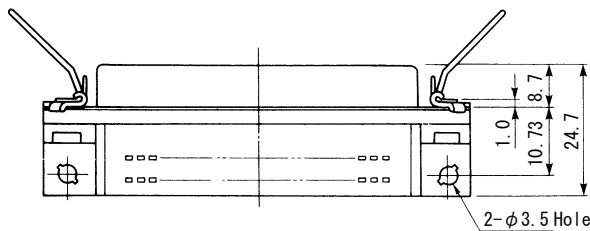
NO.OF.CONTACTS 14, 24, 36, 50

**EXISTENCE OF COVER**  
 O : Without cover (Standard)  
 C : Cover appendix

**CONTACT PLATING**  
 6 : Mating area : Gold ( $0.8 \mu\text{m}$ ) over Nickel Plating  
 Tail area : Sn-Ag over Nickel Plating  
 7 : Mating area : Gold ( $0.4 \mu\text{m}$ ) over Nickel Plating  
 Tail area : Sn-Ag over Nickel Plating

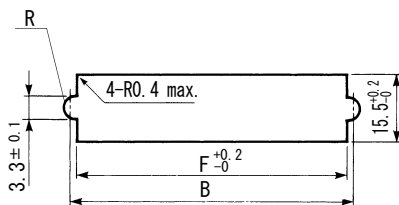


No. of Contacts	A	B	C
14	44.00	36.00	12.954
24	54.78	46.78	23.749
36	67.74	59.74	36.703
50	82.85	74.85	51.816



### Panel Mounting Dimensions

● Connector Rear mount Type



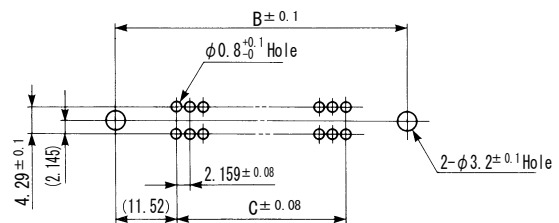
No. of Contacts	B	F
14	36.00	35.30
24	46.78	46.08
36	59.74	59.04
50	74.85	74.15

Thickness=1.6mm max.

The Dimension is  $16.2^{+0.2}_0$  Max. When Mating with 57FE-10 Type Connector

### P.C.B. Mounting Dimensions

(PCB thickness :1.6mm)



No. of Contacts	B	C
14	36.00	12.954
24	46.78	23.749
36	59.74	36.703
50	74.85	51.816

# 57LE Series

Unit : mm

## 57LE-40360-7700(D□□)-FA

NO.OF.CONTACTS 14, 24, 36, 50

DEVIATION No.

### CONTACT PLATING

6 : Mating area : Gold (0.8 μm) over Nickel Plating  
Tail area : Sn-Ag over Nickel Plating  
7 : Mating area : Gold (0.4 μm) over Nickel Plating  
Tail area : Sn-Ag over Nickel Plating

### EXISTENCE OF COVER

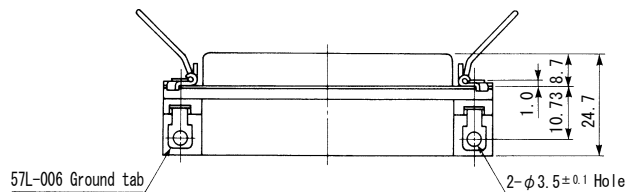

O : Without cover (Standard)  
C : Cover appendix

S  
57LE

## 57LE-40360-□7□0(D3)-FA

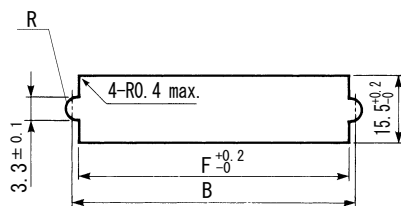
Through hole Ground tab

NO.OF.CONTACTS 14, 24, 36, 50



### ■ Panel Mounting Dimensions

● Connector Rear mount Type



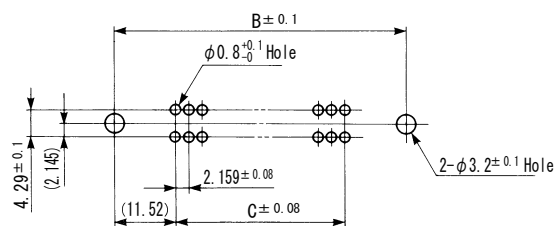
No. of Contacts	B	F
14	36.00	35.30
24	46.78	46.08
36	59.74	59.04
50	74.85	74.15

Thickness=1.6mm max.

The Dimension is 16.2<sup>+0.2</sup><sub>0</sub> Max. When Mating with 57FE-10 Type Connector

### ■ P.C.B. Mounting Dimensions

(PCB thickness : 1.6mm)



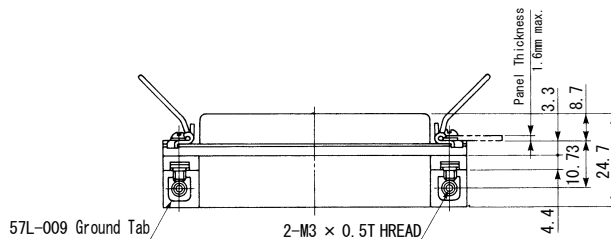

No. of Contacts	B	C
14	36.00	12.954
24	46.78	23.749
36	59.74	36.703
50	74.85	51.816

## 57LE-40360-□7□0(D12)-FA

NO.OF.CONTACTS 14, 24, 36, 50

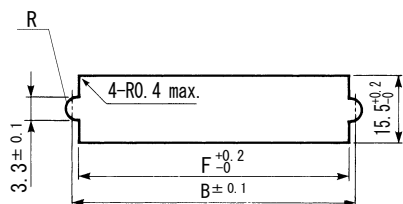
With Ground Tab and PAN-HEAD SCREW

S  
57LE



### ■ Panel Mounting Dimensions

● Connector Rear mount Type



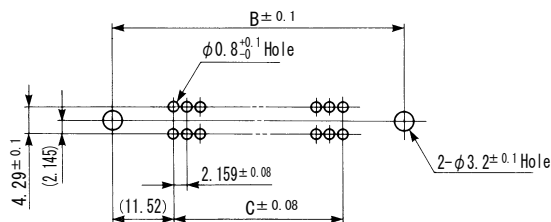
No. of Contacts	B	F
14	36.00	35.30
24	46.78	46.08
36	59.74	59.04
50	74.85	74.15

Thickness=1.6mm max.

The Dimension is  $16.2^{+0.2}_{-0}$  Max. When Mating with 57FE-10 Type Connector

### ■ P.C.B. Mounting Dimensions

(PCB thickness :1.6mm)



No. of Contacts	B	C
14	36.00	12.954
24	46.78	23.749
36	59.74	36.703
50	74.85	51.816

# 57LE Series

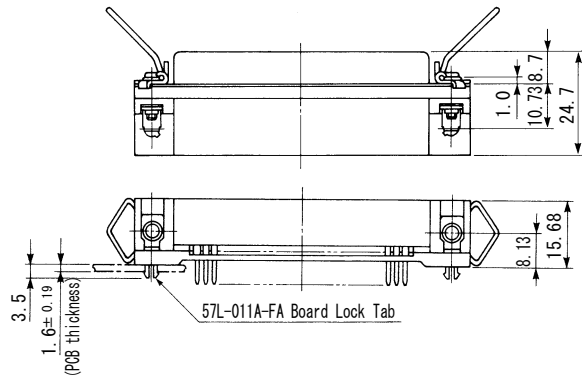

Unit : mm

## 57LE-40360-□7□0(D29)-FA

NO.OF.CONTACTS 14, 24, 36, 50

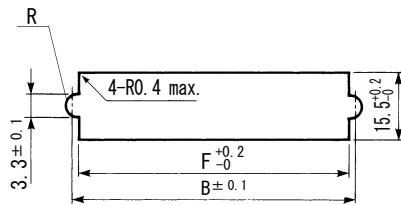
With Board Lock

S  
57LE



### ■ Panel Mounting Dimensions

● Connector Rear mount Type



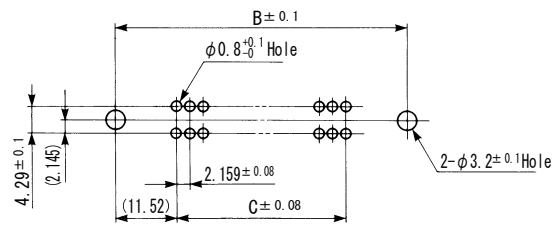
No. of Contacts	B	F
14	36.00	35.30
24	46.78	46.08
36	59.74	59.04
50	74.85	74.15

Thickness=1.6mm max.

The Dimension is 16.2<sup>+0.2</sup><sub>0</sub> Max. When Mating with 57FE-10 Type Connector

### ■ P.C.B. Mounting Dimensions

(PCB thickness : 1.6mm)

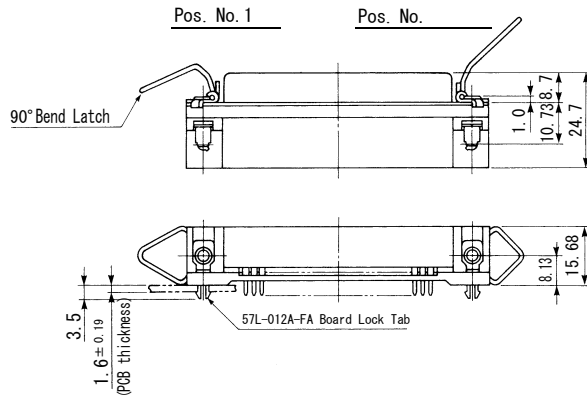



No. of Contacts	B	C
14	36.00	12.954
24	46.78	23.749
36	59.74	36.703
50	74.85	51.816

## 57LE-40360-□3□0(D34)-FA

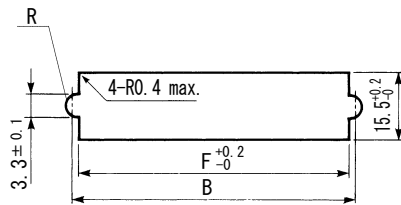
36 Contact only  
Tail Length 3.2mm

S  
57LE



### ■ Panel Mounting Dimensions

● Connector Rear mount Type



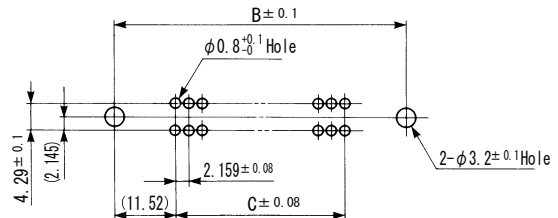
No. of Contacts	B	F
14	36.00	35.30
24	46.78	46.08
36	59.74	59.04
50	74.85	74.15

Thickness=1.6mm max.

The Dimension is  $16.2^{+0.2}_{-0}$  Max. When Mating with 57FE-10Type Connector

### ■ P.C.B. Mounting Dimensions

(PCB thickness : 1.6mm)



No. of Contacts	B	C
14	36.00	12.954
24	46.78	23.749
36	59.74	36.703
50	74.85	51.816