

Fig. 1

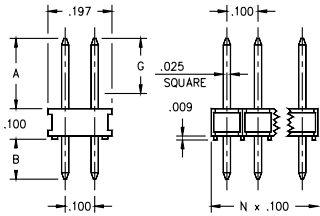


Fig. 2

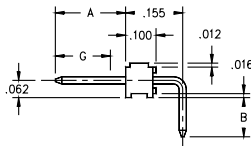


Fig. 3

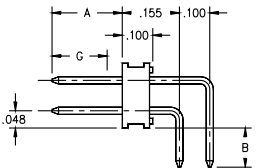
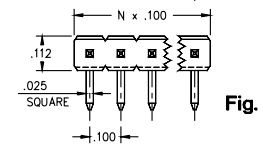


Fig. 4

- Square pin headers may be used as board-to-board interconnects using series 801, 803 socket strips; or as a hardware programming switch with series 999 color coded jumpers.
- Single and double row strips are available with straight or right angle solder tails.
- Current rating is 1 amp.
- Insulator is std. temp. thermoplastic.



| PIN LENGTH A | TAIL LENGTH B | LENGTH OF SELECTIVE GOLD G min. | Ordering Information | |
|------------------------|-------------------------|---|--|--|
| | | | Single Row Fig.1 Vertical Mount | Double Row Fig.2 Vertical Mount |
| .230 | .100 | .180 | 890-XX-XXX-10-802 | 892-XX-XXX-10-802 |
| .235 | .120 | .180 | 890-XX-XXX-10-803 | 892-XX-XXX-10-803 |
| .230 | .205 | .180 | 890-XX-XXX-10-805 | 892-XX-XXX-10-805 |
| .230 | .305 | .180 | 890-XX-XXX-10-806 | 892-XX-XXX-10-806 |
| .230 | .405 | .180 | 890-XX-XXX-10-807 | 892-XX-XXX-10-807 |
| .230 | .505 | .180 | 890-XX-XXX-10-808 | 892-XX-XXX-10-808 |
| .265 | .135 | .215 | 890-XX-XXX-10-800 | 892-XX-XXX-10-800 |
| .335 | .100 | .285 | 890-XX-XXX-10-809 | 892-XX-XXX-10-809 |
| | | | Single Row Fig.3 Right Angle | Double Row Fig.4 Right Angle |
| .230 | .115 | .180 | 890-XX-XXX-20-902 | 892-XX-XXX-20-902 |
| | | | Specify number of pins XXX: From 002 To 036 | Specify total no. of pins XXX: From 004 (2x2) To 072 (2x36) |

**XX= Plating Code
See Below**

| SPECIFY PLATING CODE XX= | 19 | 39 | 90 | |
|--------------------------|-------------|-------------|-------------|--|
| Pin (Dim 'A') | 10μ" Au | 30μ" Au | 150μ" Sn/Pb | |
| Tail (Dim 'B') | 150μ" Sn/Pb | 150μ" Sn/Pb | 150μ" Sn/Pb | |